



## ARTIGIANI DELL'ECCELLENZA

Nel 1946, dal laboratorio di Alfredo Porro, nasce Officine Meccaniche Porro e quello che era un laboratorio artigiano acquista le dimensioni di un'Azienda senza mai perdere la sua vocazione artigianale.

Negli anni '70 sarà il figlio Giuseppe, ad allargare la gamma di prodotti di grande qualità concepiti e creati con passione, esteticamente pregevoli e tecnologicamente sempre all'avanguardia.

Tutti valori che sono passati anche alla terza generazione della famiglia: Fabio, Donata e Paola che continuano ad offrire una produzione in cui qualità, passione artigianale, estetica e la miglior tecnologia disponibile ben rappresentano l'Ecceellenza Italiana in oltre 80 Paesi nel mondo.

## EXCELLENCE IN CRAFTSMANSHIP

In 1946, Alfredo Porro transformed his workshop into Officine Meccaniche Porro, effectively turning a craft laboratory into a corporate endeavor that, however, never lost its artisanal roots.

In the 1970s, Alfredo's son, Giuseppe, broadened the range of high-quality, aesthetically valuable and technologically advanced products designed and created with passion.

These values have been passed on to the Porro Family's third generation: Fabio, Donata and Paola continue to offer today products whose quality, artisanal passion, aesthetics and state-of-the-art technology well represent Italian Excellence in more than 80 countries.

## ENRICO CASSINA

MANUFACTURED BY OFFICINE MECCANICHE PORRO

### MANIGLIERIA DI PREGIO DAL 1850

Il prestigioso marchio Enrico Cassina rappresenta l'apice della qualità e dello stile nella manigliera.

Veri «pezzi d'arte» artigianali nella purezza stilistica che va dal Barocco al Contemporaneo e che consente di completare coerentemente qualsiasi progetto architettonico o di interior design.

Prodotti unici e ricercati presenti nelle ville e negli hotel più prestigiosi in oltre 80 Paesi nel mondo e che, come tutta la produzione Officine Meccaniche Porro, sono garantiti 100% Made in Italy.

### PRESTIGIOUS DOOR HANDLES SINCE 1850

The prestigious Enrico Cassina brand represents the pinnacle of quality and style in door handles. True artisanal "art pieces" whose style ranges from the Baroque to Contemporary themes, and allows completing any architectural or interior design project. Unique and sophisticated products installed in the most prestigious villas and hotels in more than 80 countries, and which, like all Officine Meccaniche Porro production, are guaranteed, 100% Made-in-Italy creations.

## ALFREDO PORRO

MANUFACTURED BY OFFICINE MECCANICHE PORRO

### COMPLEMENTI D'ARREDO IN METALLO NOBILE

Il marchio, dedicato al nostro fondatore, contraddistingue la nostra produzione di complementi per mobili, tende e scale in cui la qualità delle materie prime, la funzionalità e l'aspetto decorativo raggiungono livelli estremamente elevati.

Oggetti curati nel dettaglio, solidi e destinati a durare nel tempo e un gran numero di referenze, di stili, di materiali e di finiture che possono soddisfare ogni esigenza e completare, coerentemente, la nostra offerta di maniglie.

### NOBLE METAL ACCESSORIES

Our brand, dedicated to our founder, defines our production of accessories for furniture, curtains and stairs whose raw material quality, functionality and decorative aspect reach extremely high levels. Solid, durable and carefully detailed items, as well as a large number of references, styles, materials and finishes that can meet any expectation and complete our range of handles.



IL PERFETTO  
INCONTRO  
TRA INDUSTRIA  
E DESIGN

THE PERFECT  
MATCH BETWEEN  
MANUFACTURING  
AND DESIGN



QUANDO  
LO STILE  
DIVENTA  
ARTE



WHEN  
STYLE  
BECOMES  
ART



Le maniglie *Enrico Cassina* sono **pezzi d'arte** che racchiudono, con estrema maestria, lo **stile dell'epoca** che rappresentano e l'abilità artigianale che porta a particolari finissimi e **finiture manuali di alto valore**, maniglie uniche sul mercato.

La loro realizzazione è resa possibile grazie alle **Officine Meccaniche Porro** che mantiene in essere un **sistema produttivo** altrettanto unico: non «in linea» ma composto da più **botteghe artigianali** che lavorano in sinergia tra loro.

Questa organizzazione del lavoro permette di curare con passione artigianale ogni singola maniglia a cui si applicano i migliori meccanismi disponibili, molti brevettati ed unici sul mercato, per farne oggetti oltre che **stilisticamente perfetti meccanicamente all'avanguardia**.

La produzione di maniglie Enrico Cassina si fonda su una storia di **ricerca stilistica**, lunga 150 anni, che va dal Barocco al Contemporaneo, permettendo ad Architetti ed Interior Designer, così come ai **Clienti più esigenti**, di disporre di maniglie coerenti con il proprio progetto o con la propria **abitazione di prestigio**.

Ogni maniglia Enrico Cassina, prodotta solo con **materie prime di elevatissima qualità**, viene **manualmente rifinita** da esperti artigiani che con passione producono veri e propri pezzi d'arte, unici e 100% Made in Italy.

The *Enrico Cassina handles* are **unique works of art** that embody, with great mastery, **the style of the times** they represent, as well as the craftsmanship that ensures great attention to detail and **highly valuable manual finishes**.

Their production is made possible by **Officine Meccaniche Porro** and its unique **manufacture system**, one that is not linear, but comprising a series of **artisan workshops** that operate in synergy with one another.

This work organization allows producing every single handle with utmost attention and the use of mechanisms, many of which are patented and thus unique on the market, that enable the creation of **stylistically and mechanically perfect objects**.

The production of Enrico Cassina handles leverages a more than 150-year long **search for style** encompassing art periods stretching from the Baroque to the Contemporary age, thus allowing Architects and Interior Designers, as well as the **most demanding customers**, to have handles that meet their specifications or are perfect complement of their **elegant homes**.

Every Enrico Cassina handle, produced only with **raw materials of the highest quality**, is **manually finished** by skilled craftsmen who passionately produce real pieces of unique and 100% Made-in-Italy art.

# LA PUREZZA DELLO STILE DAL BAROCCO AL CONTEMPORANEO



Fare una maniglia «in stile» è un esercizio che riesce a molti, fare delle maniglie rispettando la *purezza dello stile* riesce solo ad *Enrico Cassina*.

Non solo perché Enrico Cassina può contare su un archivio di stampe storico e ineguagliabile, ma anche perché la «purezza dello stile» si coglie nei *particolari più minuti* che richiedono, oggi come 150 anni fa, *l'intervento manuale* di *esperti artigiani* che Officine Meccaniche Porro è in grado di garantire.

# PURITY OF STYLE FROM BAROQUE TO CONTEMPORARY THEMES


BAROCCO ITALIANO  
ITALIAN BAROQUE



LUIGI XV  
LOUIS XV



LUIGI XVI  
LOUIS XVI




PRIMO IMPERO  
FIRST EMPIRE



SECONDO IMPERO  
SECOND EMPIRE



COLONIALE  
COLONIAL



Many can make a stylish handle; making handles that respect *purity of style* is, however, something that only *Enrico Cassina* can do.

Not only because Enrico Cassina can count on a rich and unrivalled inventory of historical and unique molds, but also because “purity of style” is achieved through the *smallest details* that, today like 150 years ago, require *experienced craftsmen* that only Officine Meccaniche Porro can provide.

# INDICE

---

## MODERNO/MODERN

ART NOUVEAU ..... pag 12



NOVECENTO/XX CENTURY ..... pag 18



ART DÉCO ..... pag 52



TRENTA/THIRTIES ..... pag 58



CINQUANTA/FIFTIES ..... pag 80



## INEDITA

..... pag 98



## THE KNURLED COLLECTION

..... pag 108



## ROCOCO POP

..... pag 110



## CLASSICO/CLASSIC

BAROCCO ITALIANO/ITALIAN BAROQUE ..... pag 114



LUIGI XV/LOUIS XV ..... pag 128




# INDEX

---

LUIGI XVI/LOUIS XVI ..... pag 138



PRIMO IMPERO/FIRST EMPIRE ..... pag 146



SECONDO IMPERO/SECOND EMPIRE ..... pag 168




COLONIALE/COLONIAL ..... pag 178



## MATERIE PREZIOSE/PRECIOUS MATERIALS

MOSAICO/MOSAIC ..... pag 192



MADREPERLA/MOTHER OF PEARL ..... pag 196



## ÉLITE COLLECTION

..... pag 200



## PERSONALIZZAZIONI/BESPOKE SERVICE

..... pag 220

## ACCESSORI PORTA/DOOR ACCESSORIES

..... pag 222



# INDICE


<b>CODICE CODE</b>	<b>PAGINA PAGE</b>	<b>NOME NAME</b>	<b>COLLEZIONE COLLECTION</b>
716	160	Ortensia	Primo Impero/First Empire
722	164	Carlotta	Primo Impero/First Empire
3000	74	Ada	Trenta/Thirties
4800	184	Emanuela	Coloniale/Colonial
4801	76	Anja	Trenta/Thirties
4802	28	Susanne	Novecento/XX Century
4803	90	Kazuyo	Cinquanta/Fifties
4806	186	Indira	Coloniale/Colonial
4807	92	Odile	Cinquanta/Fifties
4809	20	Eileen	Novecento/XX Century
A001	190	Everest	Élite Collection
A002	192	Sahara	Élite Collection
A003	194	Uluru	Élite Collection
A004	196	Vulcano	Élite Collection
A005	198	Caraibi	Élite Collection
A006	200	Amazzonia	Élite Collection
A007	202	Blue Hole	Élite Collection
A008	204	Columbia	Élite Collection
A009	206	Andros	Élite Collection
A004	110	Winter	Inedita
A006	102	Upper	Inedita
C007	170	Eleonore	Secondo Impero/Second Empire
A008	104	Vasilij	Inedita
A009	106	Leontia	Inedita
C012	120	Elisabetta	Barocco Italiano/Italian Baroque
C016	138	Marie-Antoinette	Luigi XVI/Louis XVI
C018	140	Gabrielle	Luigi XVI/Louis XVI
C019	118	Artemisia	Barocco Italiano/Italian Baroque
C020	154	Letizia	Primo Impero/First Empire
C024	64	Marisa	Trenta/Thirties
C029	58	Maya	Trenta/Thirties
C030	200	Madreperla	Madreperla/Mother of Pearl
C043	122	Barbara	Barocco Italiano/Italian Baroque
C044	66	Elena	Trenta/Thirties
C050	152	Paolina	Primo Impero/First Empire
C051	142	Sofia	Luigi XVI/Louis XVI
C054	62	Dorotea	Trenta/Thirties
C066	80	Wijdan	Cinquanta/Fifties
C067	134	Adelaide	Luigi XV/Louis XV
C068	84	Gae	Cinquanta/Fifties
C069	82	Anna	Cinquanta/Fifties

# INDEX

<b>CODICE CODE</b>	<b>PAGINA PAGE</b>	<b>NOME NAME</b>	<b>COLLEZIONE COLLECTION</b>
C070	86	Afra	Cinquanta/Fifties
C078	34	Niky	Novecento/XX Century
C079	88	Huang	Cinquanta/Fifties
C082	68	Carla-Maria	Trenta/Thirties
C083	158	Stefania	Primo Impero/First Empire
C087	168	Eugenie	Secondo Impero/Second Empire
C090	156	Carolina	Primo Impero/First Empire
C091	132	Du Barry	Luigi XV/Louis XV
C092	70	Elvira	Trenta/Thirties
C093	72	Topazia	Trenta/Thirties
C094	12	Franca	Art Nouveau
C095	54	Annelise	Art Déco
C096	14	Tamara	Art Nouveau
C099	36	Lina	Novecento/XX Century
C101	24	Jeanne	Novecento/XX Century
C110	150	Elisa	Primo Impero/First Empire
C119	130	Pompadour	Luigi XV/Louis XV
C120	114	Lavinia	Barocco Italiano/Italian Baroque
C121	178	Vittoria	Coloniale/Colonial
C122	174	Virginia	Secondo Impero/Second Empire
C12510	148	Marie-Louise	Primo Impero/First Empire
C12512	146	Giuseppina	Primo Impero/First Empire
C126	38	Liisi	Novecento/XX Century
C127	182	Menen	Coloniale/Colonial
C128	128	Marie	Luigi XV/Louis XV
C128 POP	106	Rococòpop	Rococòpop
C130	18	Margherita	Novecento/XX Century
C135	172	Matilde	Secondo Impero/Second Empire
C138	44	Melanie	Novecento/XX Century
C140	180	Clementina	Coloniale/Colonial
C142	48	Aleksandra	Novecento/XX Century
C151	32	Signe	Novecento/XX Century
C162	46	Dora	Novecento/XX Century
C173	30	Lilly	Novecento/XX Century
C178	52	Marianne	Art Déco
C192	42	Jing	Novecento/XX Century
C193	40	Marion	Novecento/XX Century
C471/2/3	196	Mosaico	Mosaico/Mosaic



ART  
**NOUVEAU**



ART NOUVEAU

FRANCA

C09410



# Mod. FRANCA

## C09410

Designed by ENRICO CASSINA



**C09410**  
141x325

Privacy  
**C09410/5**  
141x325



**C09411**  
131x84



**C09411/5**  
131x84



**C54500**  
75x34



**C09411 DK**  
30x141



**C09420**  
45x195



**C29400**  
48x118

Disponibile  
versione  
girevole **C29400 Q**  
(abbinabile con  
bocchetta **CB1384**)  
Revolving version  
available **C29400 Q**  
(matching escutcheon  
article **CB1384**)



**C09450**  
48x333

ART NOUVEAU

TAMARA

C09610



# Mod. TAMARA

## C09610

Designed by ENRICO CASSINA



**C09610**  
132x250

Privacy  
**C09610/5**  
132x250



**C09611**  
133x50



**C09611/5**  
133x50



**C54900**  
88x30



**C09620**  
38x160



**C09611 DK**  
30x141



**C09650**  
48x360



**NOVECENTO**

**XX CENTURY**



NOVECENTO/XX CENTURY

# MARGHERITA


C13010



# Mod. MARGHERITA

## C13010

Designed by ENRICO CASSINA



**C13010**  
133x247

Privacy  
**C13010/5**  
133x247



**C13011**  
136x45



**C13011/5**  
136x45

Con la rosetta Ø45mm non è possibile utilizzare la molla e il foro cilindro.

With the 45mmØ rose the spring and the yale keyhole can not be used.



**C54500**  
75x34



**C13070**  
44x242



**C13020**  
38x145



**C13011 DK**  
30x146



**C13050**  
45x275

NOVECENTO/XX CENTURY

EILEEN

4809



# Mod. EILEEN

## 4809

Designed by ENRICO CASSINA



**480901**  
139x223

Privacy  
**480901/5**  
139x223



**480990**  
145x50



**480990/5**  
145x50



**C54500**  
75x34



**4809 DK**  
30x152

# Mod. EILEEN

**4809**

Designed by ENRICO CASSINA

ENTRANCE SET

.....



**830057\_AC**  
**830000**  
70x503  
155x340



**830157\_AC**  
**830100**  
70x495  
155x340



**831057\_AC**  
**831000**  
70x503  
70x340



**831157\_AC**  
**831100**  
70x495  
70x340

# Mod. EILEEN

## 4809

Designed by ENRICO CASSINA

### INTERIOR SET

---



**480992**

153x66

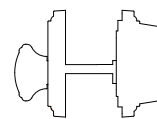
**CPR** - Privacy  
**CPA** - Passage  
**CDU** - Dummy



**485392**

Ø66

**CPR** - Privacy  
**CPA** - Passage  
**CDU** - Dummy



**8300DR**


Ø66

**SC** - Single Cylinder  
**DC** - Double Cylinder

---

### INSIDE SET

---



**8300EP**

155x340

**CPR** - Privacy  
**CPA** - Passage  
**CAC** - Cylinder  
**C5** - Privacy EUROPEAN  
**CPE** - Passage EUROPEAN  
**C2** - Cylinder EUROPEAN



**8310EP**

70x340

**CPR** - Privacy  
**CPA** - Passage  
**CAC** - Cylinder  
**C5** - Privacy EUROPEAN  
**CPE** - Passage EUROPEAN  
**C2** - Cylinder EUROPEAN

---

### MULTIPOINT


---



**480920**

140x240

**C25** - Double Cylinder  
**C05** - Passage  
**C26** - Patio



**C400S**

**29**  
**32**  
**35**  
**38**

Disponibile serratura  
Mortise lock available

NOVECENTO/XX CENTURY

JEANNE

C10110



# Mod. JEANNE

## C10110

Designed by ENRICO CASSINA



**C10110**  
130x238  
**C10116**  
149x238

Privacy  
**C10110/5**  
130x238  
**C10116/5**  
149x238



**C10111**  
137x58  
**C10117**  
156x58



**C10111/5**  
137x58  
**C10117/5**  
156x58



**C54300**  
86x33



**C10170**  
50x229



**C10120**  
38x158



**C10110 DK**  
39x148



**C10150**  
58x272

# Mod. JEANNE

## C10110

Designed by ENRICO CASSINA

## ENTRANCE SET



### C32100

**Asta C319AS non inclusa  
nella confezione**

Rod C319AS is not  
included in the package

### C30500

- 25** (Asta/Rod L 250 mm)
- 30** (Asta/Rod L 300 mm)
- 35** (Asta/Rod L 350 mm)
- 40** (Asta/Rod L 400 mm)



### C41000\_AC

70x523  
70x143



### C41000\_00

70x523  
70x143



### C20100

58x58xh64

Disponibile  
versione  
girevole **C20100 Q**  
(abbinabile con  
bocchetta **CB1558**)  
Revolving version  
available **C20100 Q**  
(matching escutcheon  
article **CB1558**)



NOVECENTO/XX CENTURY

# SUSANNE

4802



# Mod. SUSANNE

**4802**

Designed by ENRICO CASSINA



**480291**  
126x50



**480291/5**  
126x50



**C54300**  
86x33



**4802 DK**  
30x133

NOVECENTO/XX CENTURY

LILLY

C17310



# Mod. LILLY

## C17310

Designed by ENRICO CASSINA



**C17310**  
126x246

Privacy  
**C17310/5**  
126x246



**C17311**  
129x45



**C17311/5**  
129x45

Con la rosetta Ø45mm non è possibile utilizzare la molla e il foro cilindro. With the 45mmØ rose the spring and the yale keyhole can not be used.



**C54500**  
75x34



**C17370**  
44x265



**C17320**  
38x145



**C17311 DK**  
30x139



**C17350**  
45x251

NOVECENTO/XX CENTURY

SIGNE

C15110



# Mod. SIGNE

## C15110

Designed by ENRICO CASSINA



**C15110**  
142x224

Privacy  
**C15110/5**  
142x224



**C15170**  
44x267



**C15120**  
39x153



**C15111 DK**  
30x155



**C15111**  
145x45



**C15111/5**  
145x45

Con la rosetta Ø45mm non è possibile utilizzare la molla e il foro cilindro.

With the 45mmØ rose the spring and the yale keyhole can not be used.



**C54500**  
75x34



**CB1968**  
Ø68



**C48800**  
400 (68x513)  
600 (68x713)  
800 (68x913)

NOVECENTO/XX CENTURY

NIKY

C07810



Mod. NIKY

**C07810**

Designed by ENRICO CASSINA



**C07810**  
120x247

Privacy  
**C07810/5**  
120x247



**C07811**  
122x45



**C07811/5**  
122x45

Con la rosetta Ø45mm non è possibile utilizzare la molla e il foro cilindro.

With the 45mmØ rose the spring and the yale keyhole can not be used.



**C54500**  
75x34



**C07820**  
39x152



**C07811 DK**  
30x133

NOVECENTO/XX CENTURY

LINA

C09910



# Mod. LINA

## C09910

Designed by ENRICO CASSINA



**C09910**  
120x244

Privacy  
**C09910/5**  
120x244



**C09911**  
120x45



**C09911/5**  
120x45

Con la rosetta Ø45mm non è possibile utilizzare la molla e il foro cilindro.

With the 45mmØ rose the spring and the yale keyhole can not be used.



**C54500**  
75x34



**C09920**  
36x158



**C09911 DK**  
30x133



**C09950**  
237x45

NOVECENTO/XX CENTURY

LIISI

C12610



# Mod. LIISI

## C12610

Designed by ENRICO CASSINA



### C12610

141x246

### C12614

161x246

Privacy

### C12610/5

141x246

### C12614/5

161x246



### C12611

146x50

### C12615

166x50



### C12611/5

146x50

### C12615/5

166x50



### C54400

81x28



### C12620

38x144



### C12611 DK

30x153

NOVECENTO/XX CENTURY

# MARION

C19310



# Mod. MARION

## C19310

Designed by ENRICO CASSINA



**C19310**  
130x247

Privacy  
**C19310/5**  
130x247



**C19311**  
136x50



**C19311/5**  
136x50



**C54400**  
81x28



**C19311 DK**  
30x143

NOVECENTO/XX CENTURY

JING

C19211



# Mod. JING

## C19210

Designed by ENRICO CASSINA



**C19211**  
122x50



**C19211/5**  
122x50



**C19210**  
116x247

Privacy  
**C19210/5**  
116x247



**C54400**  
81x28



**C19211 DK**  
30x129

NOVECENTO/XX CENTURY

# MELANIE

C13810



# Mod. MELANIE

## C13810

Designed by ENRICO CASSINA



**C13810**  
140x246

Privacy  
**C13810/5**  
140x246



**C13811**  
143x45



**C13811/5**  
143x45

Con la rosetta Ø45mm non è possibile utilizzare la molla e il foro cilindro.

With the 45mmØ rose the spring and the yale keyhole can not be used.



**C55000**  
94x33



**C13820**  
38x145



**C13811 DK**  
30x153



**C13850**  
45x209

NOVECENTO/XX CENTURY

DORA

C16210



# Mod. DORA

## C16210

Designed by ENRICO CASSINA



**C16210**  
122x247

Privacy  
**C16210/5**  
122x247



**C16211**  
124x45



**C16211/5**  
124x45

Con la rosetta Ø45mm non è possibile utilizzare la molla e il foro cilindro.



With the 45mmØ rose the spring and the yale keyhole can not be used.



**C54400**  
81x28



**C16220**  
39x152



**C16211 DK**  
30x134



**C16250**  
45x237

NOVECENTO/XX CENTURY

# ALEKSANDRA

C14210



# Mod. ALEKSANDRA

## C14210

Designed by ENRICO CASSINA



**C14210**  
118x247

Privacy  
**C14210/5**  
118x247



**C14211**  
121x45



**C14211/5**  
121x45

Con la rosetta Ø45mm non è possibile utilizzare la molla e il foro cilindro.

With the 45mmØ rose the spring and the yale keyhole can not be used.



**C54400**  
81x28



**C14220**  
39x152



**C14211 DK**  
30x131



ART  
DÉCO



ART DÉCO

# MARIANNE

C17810



# Mod. MARIANNE

## C17810

Designed by ENRICO CASSINA



**C17810**  
124x290

Privacy  
**C17810/5**  
124x290



**C17811**  
124x60



**C17811/5**  
124x60



**C55100**  
75x28



**C17820**  
45x160



**C17810DK**  
39x139



**C27800**  
60x60xh55

Disponibile  
versione  
girevole **C27800 Q**  
(abbinabile con  
bocchetta **CB1860**)  
Revolving version  
available **C27800 Q**  
(matching escutcheon  
article **CB1860**)



**C47800**  
**400** (45x520)  
**600** (45x720)  
**800** (45x920)

ART DÉCO

# ANNELISE

C09510



# Mod. ANNELISE

## C09510

Designed by ENRICO CASSINA



**C09510**  
133x240

Privacy  
**C09510/5**  
133x240



**C09511**  
132x89



**C09511/5**  
132x89



**C55100**  
75x28



**C09520**  
38x195



**C09511 DK**  
30x145



**C29500**  
50x50xh65

Disponibile  
versione  
girevole **C29500 Q**  
(abbinabile con  
bocchetta **CB2150**)  
Revolving version  
available **C29500 Q**  
(matching escutcheon  
article **CB2150**)



**C09550**  
38x368



**TRENTA**

**THIRTIES**



TRENTA/THIRTIES

MAYA

C02910



Mod. MAYA  
**C02910**  
Designed by ENRICO CASSINA



**C02910**  
124x232

Privacy  
**C02910/5**  
124x232



**C02911**  
130x50



**C02911/5**  
130x50



**C55100**  
75x28



**C02950**  
23x290



**C02920**  
39x152



**C02910 DK**  
39x181

Mod. **MAYA**  
**C02910**

Designed by ENRICO CASSINA



**C32200**  
**Asta C319AS non inclusa  
nella confezione**  
Rod C319AS is not  
included in the package



**C02970**  
44x280



**C23100**  
50x50xh59

Disponibile  
versione  
girevole **C23100 Q**  
(abbinabile con  
bocchetta **CB3350**)  
Revolving version  
available **C23100 Q**  
(matching escutcheon  
article **CB3350**)



TRENTA/THIRTIES

# DOROTEA

C05411



# Mod. DOROTEA

## C05410

Designed by ENRICO CASSINA



**C05410**  
129x232

Privacy  
**C05410/5**  
129x232



**C05411**  
134x50



**C05411/5**  
134x50



**C55100**  
75x28



**C05450**  
250 (28x271)



**C05470**  
44x228



**C05420**  
39x152



**C05410 DK**  
39x186



**C32300**  
**Asta C319AS non inclusa  
nella confezione**  
Rod C319AS is not  
included in the package

TRENTA/THIRTIES

# MARISA

C02411



# Mod. MARISA

## C02411

Designed by ENRICO CASSINA



**C02411**  
133x50



**C02411/5**  
133x50



**C02470**  
44x256



**C55100**  
75x28



**C02420**  
39x145



**C02411 DK**  
30x141

TRENTA/THIRTIES

ELENA

C04411



Mod. ELENA

**C0441**

Designed by ENRICO CASSINA



**C0441**  
136x45



**C0441/5**  
136x45



**C55100**  
75x28



**C04420**  
39x145



**C0441 DK**  
35x146

TRENTA/THIRTIES

# CARLA-MARIA

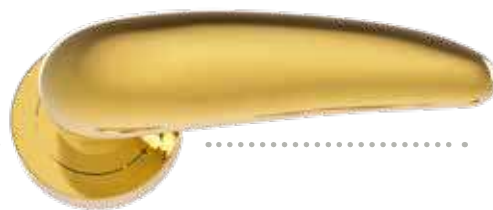
C08211



# Mod. CARLA-MARIA

## C08211

Designed by ENRICO CASSINA



**C08211**  
137x50



**C08211/5**  
137x50



**C54400**  
81x28



**C08270**  
44x229



**C08220**  
39x145



**C08211 DK**  
35x145

TRENTA/THIRTIES

# ELVIRA

C09211



# Mod. ELVIRA

## C09210

Designed by ENRICO CASSINA



**C09210**  
87x232

Privacy  
**C09210/5**  
87x232



**C09211**  
91x45



**C09211/5**  
91x45



**C54400**  
81x28



**C09270**  
44x229



**C09220**  
39x152



**C09211 DK**  
30x101

TRENTA/THIRTIES

# TOPAZIA

C09310



# Mod. TOPAZIA

## C09310

Designed by ENRICO CASSINA



**C09310**  
71x232

Privacy  
**C09310/5**  
71x232



**C09311**  
77x50



**C09311/5**  
77x50



**C54400**  
81x28



**C09320**  
39x152



**C09311 DK**  
30x84

TRENTA/THIRTIES

# ADA

3000



Mod. ADA  
**3000**

Designed by ENRICO CASSINA



**3000**  
82x50

**3000 C**  
82x50

**3000 S**  
82x50

**352**  
Ø50



**C54400**  
81x28



**3000 BO**  
74x62

**3000 BO C**  
74x62

**359 O**  
32x62

**359 C**  
32x62


TRENTA/THIRTIES

ANJA

4801



Mod. ANJA  
**4801**  
Designed by ENRICO CASSINA



**480190**  
120x50



**480190/5**  
120x50



**C54400**  
81x28



**5700**  
28x88



**4801 DK**  
30x127

A woman wearing a white hijab and white-rimmed sunglasses is smiling while driving a classic car. The car's interior, including the steering wheel and dashboard, is visible through the open driver-side window. The scene is captured in a blue-tinted, monochromatic style. The word "CINQUANTA" is overlaid in white, bold, sans-serif capital letters across the center of the image.

**CINQUANTA**

**FIFTIES**



CINQUANTA/FIFTIES

WIJDAN

C06611



# Mod. WIJDAN

## C06611

Designed by SERGIO ASTI



**C06611**  
131x45



**C06611/5**  
131x45



**C55100**  
75x28



**C06620**  
39x145

**C06610 DK**  
39x182

CINQUANTA/FIFTIES

ANNA

C06911



Mod. ANNA

**C06911**

Designed by SERGIO ASTI



**C06911**  
125x85



**C06911/5**  
125x85



**C55100**  
75x28



**C06620**  
39x145

**C06910 DK**  
39x185

CINQUANTA/FIFTIES

GAE

C06811



# Mod. GAE

## C06811

Designed by ENRICO CASSINA



**C06811**

135x45



**C06811/5**

135x45



**C55100**

28x75



**C06870**

44x256



**C06820**

39x145



**C06811 DK**

30x145



**C06850**

250 (31x275)

CINQUANTA/FIFTIES

AFRA


C07011



# Mod. AFRA

## C07011

Designed by SERGIO ASTI



**C07011**  
134x45



**C07011/5**  
134x45



**C55100**  
75x28



**C07020**  
39x145

**C07011 DK**  
30x144

CINQUANTA/FIFTIES

HUANG

C07911



# Mod. HUANG

## C07911

Designed by ENRICO CASSINA



**C07911**  
132x45



**C07911/5**  
132x45



**C55100**  
75x28



**C07970**  
44x256



**C07920**  
39x145



**C07911 DK**  
30x142



**C07950**  
250 (25x275)

CINQUANTA/FIFTIES

KAZUYO

4803



Mod. KAZUYO

**4803**

Designed by ENRICO CASSINA



**480390**  
134x50



**480390/5**  
134x50



**C55100**  
75x28



**5701**  
34x70

CINQUANTA/FIFTIES

ODILE

4807



# Mod. ODILE

## 4807

Designed by ENRICO CASSINA



**480791**  
137x50



**480791/5**  
137x50



**C55100**  
75x28



**4807 DK**  
30x145



**732**  
**250** (30x283)  
**400** (30x430)

# Mod. ODILE

**4807**

Designed by ENRICO CASSINA

ENTRANCE SET

.....



**820057\_AC**  
**820000**  
70x523  
147x340



**820157\_AC**  
**820100**  
70x520  
147x340



**821057\_AC**  
**821000**  
70x523  
70x340



**821157\_AC**  
**821100**  
70x520  
70x340

# Mod. ODILE

## 4807

Designed by ENRICO CASSINA

### INSIDE SET



**480792**

145x66

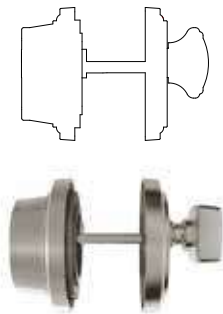
**CPR** - Privacy  
**CPA** - Passage  
**CDU** - Dummy



**485192**

Ø66

**CPR** - Privacy  
**CPA** - Passage  
**CDU** - Dummy



**8200DR**

Ø66

**SC** - Single Cylinder  
**DC** - Double Cylinder

### INSIDE SET

### MULTIPOINT



**8200EP**

147x340

**CPR** - Privacy  
**CPA** - Passage  
**CAC** - Cylinder  
**C5** - Privacy EUROPEAN  
**CPE** - Passage EUROPEAN  
**C2** - Cylinder EUROPEAN



**8210EP**

70x340


**CPR** - Privacy  
**CPA** - Passage  
**CAC** - Cylinder  
**C5** - Privacy EUROPEAN  
**CPE** - Passage EUROPEAN  
**C2** - Cylinder EUROPEAN



**480710**

132x240

**C25** - Double Cylinder  
**C05** - Passage  
**C26** - Patio



**C400S**

**29**  
**32**  
**35**  
**38**

Disponibile serratura  
Mortise lock available



**INEDITA**

INEDITA

# LEONTIA



Mod. WINTER

**C004**

Designed by Alessio Rigamonti



**C00498**

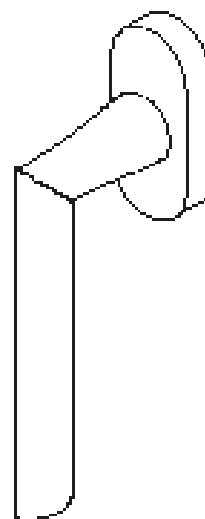
139.5x49

**C00498/5**

139.5x49

**C00411\_DK**

30x147.5



Mod. UPPER

**C006**

Designed by Alessio Rigamonti



**C00699**

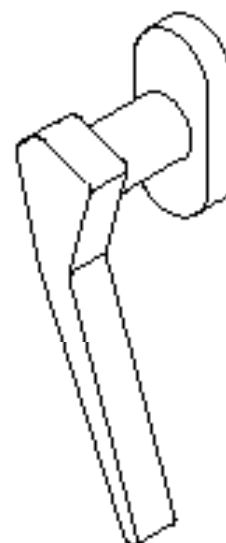
138x60

**C00699/5**

138x60

**C00611\_DK**

50x145



Mod. VASILIJ

**C008**

Designed by Alessio Rigamonti

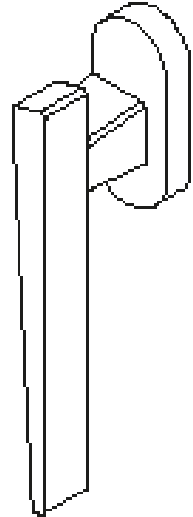


**C00898**

145x49

**C00898/5**

145x49



**C00811\_DK**

30x145.5

Mod. LEONTIA

**C009**

Designed by Alessio Rigamonti

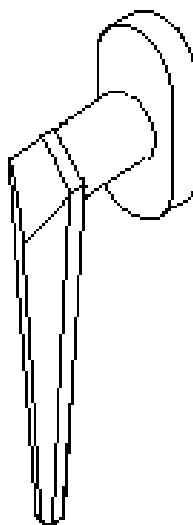


**C00999**

147.5x49

**C00999/5**

147.5x49




**C00911\_DK**

30x156

INEDITA

AMAL



Mod. AMAL  
**C001**

Designed by Alessio Rigamonti

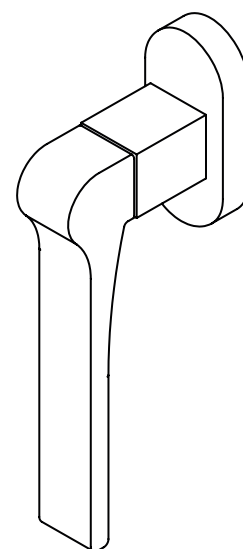


**C00199**

144x50

**C00199/5**

144x50



**C00111\_DK**

30x151.5

# Mod. SPRING

**C002**

Designed by Alessio Rigamonti



**C00299**

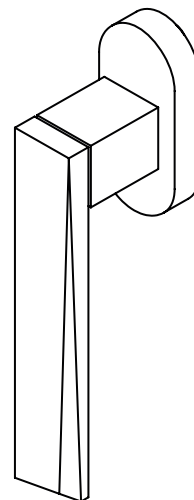
139x50

**C00299/5**

139x50

**C00211\_DK**

30x147



# Mod. MONDO

**C011**

Designed by Alessio Rigamonti



**C01198**

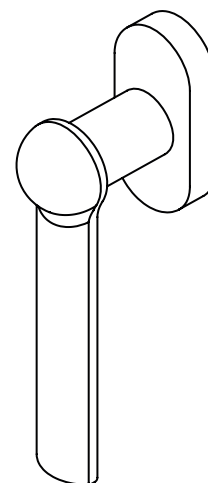
136x49

**C01198/5**

136x49

**C01111\_DK**

30x144



Mod. DODO

**C0014**

Designed by Alessio Rigamonti

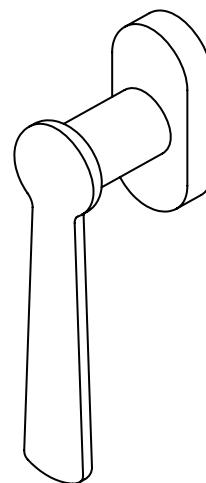


**C01498**

136.5x49

**C01498/5**

136.5x49



**C01411\_DK**

30x144.5

Mod. GALA

**C005**

Designed by Alessio Rigamonti

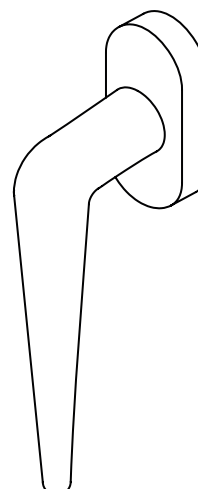


**C00598**

147.5x49

**C00598/5**

147.5x49



**C00511\_DK**

30x156

INEDITA

# DODO & GALA







**THE KNURLED  
COLLECTION**

# C01711

Designed by ENRICO CASSINA



**C01711**  
132.5x50



**C01711/5**  
132.5x50



## C493

**300** (Ø25x366)

**400** (Ø25x466)

**600** (Ø25x666)

**800** (Ø25x866)



**C217**  
Ø60x69



**C523**  
Ø33.5x34.5



**C01711 DK**  
30x140



**C01720**  
39x152



ES!

**ROCO CÒPOP**



ROCOCÒPOP

# ROCOCÒPOP

C12810



# Mod. ROCOCÒPOP

## C12810

Designed by MAADE



**C12810**  
129x248

Privacy  
**C12810/5**  
129x248



**C12811**  
123x80



**C12811/5**  
123x80



**C54600**  
89x33



**CC4x3 BA**  
76x150

**CC4x4 BA**  
102x150

**CC5x4 BA**  
102x175



**C52200**  
41x37



**C12820**  
44x172



**C12810 DK**  
54x165



**BAROCCO**  
ITALIANO

ITALIAN  
**BAROQUE**



BAROCCO ITALIANO/ITALIAN BAROQUE

LAVINIA

C12010



Mod. LAVINIA

**C12010**

Designed by ENRICO CASSINA



**C12010**  
145x330

Privacy  
**C12010/5**  
145x330



**C12011**  
133x72



**C12011/5**  
133x72



**C54000**  
87x32



**C12020**  
40x180



**C12010 DK**  
37x175

# Mod. LAVINIA

## C12010

Designed by ENRICO CASSINA

## ENTRANCE SET



**C40010\_AC**

65x450  
145x330



**C40010\_00**

65x450  
145x330



**C60500**

65x450



**C400S**

29  
32  
35  
38

Disponibile serratura  
Mortise lock available



BAROCCO ITALIANO/ITALIAN BAROQUE

# ARTEMISIA

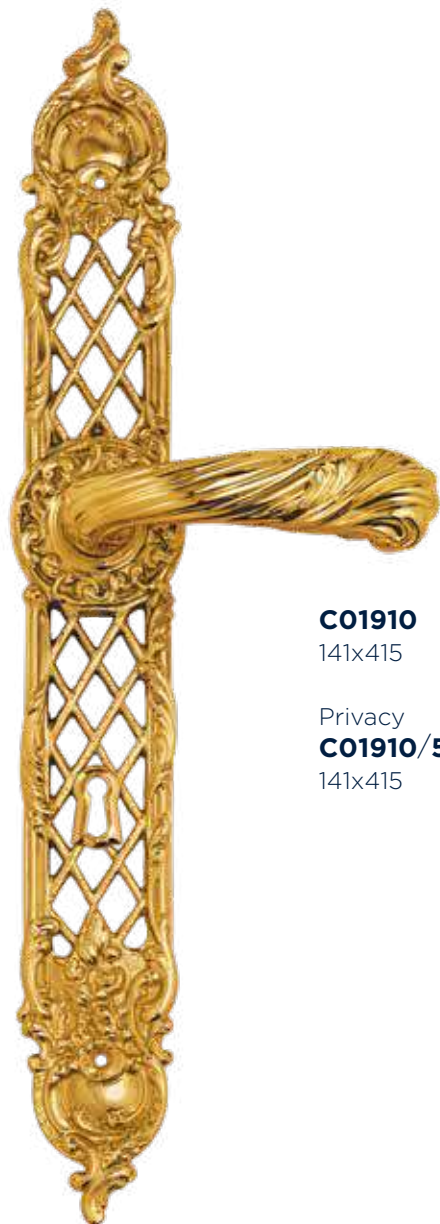
C01910



# Mod. ARTEMISIA

## C01910

Designed by ENRICO CASSINA



**C01910**  
141x415

Privacy  
**C01910/5**  
141x415



**C12011**  
133x72



**C12011/5**  
133x72



**C54000**  
87x32



**C12020**  
40x180



**C12010 DK**  
37x175

BAROCCO ITALIANO/ITALIAN BAROQUE

# ELISABETTA

C01210



# Mod. ELISABETTA

## C01210

Designed by ENRICO CASSINA



**C01215**  
132x82  
**C01217**  
(145x82)



**C01215/5**  
132x82  
**C01217/5**  
(145x82)



**C01210**  
127x288  
**C01216**  
140x288

Privacy  
**C01210/5**  
127x288  
**C01216/5**  
140x288



**C54000**  
87x32



**C01210 DK**  
38x170

BAROCCO ITALIANO/ITALIAN BAROQUE

# BARBARA

C04312



# Mod. BARBARA

## C04312

Designed by ENRICO CASSINA



**C04312**  
126x276

Privacy  
**C04312/5**  
126x276



**C04315**  
127x89



**C04315/5**  
127x89



**C54200**  
90x27



**C04320**  
41x180



**C04310 DK**  
41x193

# Mod. BARBARA

**C04312**

designed by ENRICO CASSINA



**C31901**

**Asta C319AS non inclusa  
nella confezione**

Rod C319AS is not  
included in the package



**C30200**

**C30225** (Asta/Rod L 250mm)

**C30230** (Asta/Rod L 300mm)

**C30235** (Asta/Rod L 350mm)

**C30240** (Asta/Rod L 400mm)



**C04351**

47x221



**C0889**

47x89





LUIGI  
**XV**

LOUIS  
**XV**



LUIGI XV/LOUIS XV

MARIE

C12811



# Mod. MARIE

## C12810

Designed by ENRICO CASSINA



**C12810**  
129x248

Privacy  
**C12810/5**  
129x248



**C12811**  
123x80

**C12811/5**  
123x80



**C54600**  
89x33



**C12820**  
44x172

**C12810 DK**  
54x165

LUIGI XV/LOUIS XV

# POMPADOUR

C11910



# Mod. POMPADOUR

## C11910

Designed by ENRICO CASSINA



**C11910**  
124x248

Privacy  
**C11910/5**  
124x248



**C11911**  
118x80



**C11911/5**  
118x80



**C54600**  
89x33



**C11920**  
44x172

**C11910 DK**  
38x159

LUIGI XV/LOUIS XV

DU BARRY


C09110



# Mod. DU BARRY

## C09110

Designed by ENRICO CASSINA



**C09110**  
110x248

Privacy  
**C09110/5**  
110x248



**C09111**  
103x80



**C09111/5**  
103x80



**C54600**  
89x33



**C09120**  
44x172



**C09110 DK**  
36x145

LUIGI XV/LOUIS XV

# ADELAIDE

C06710



# Mod. ADELAIDE

**C06710**

Designed by ENRICO CASSINA



**C06710**

121x277

**C06716**

139x277

Privacy

**C06710/5**

121x277

**C06716/5**

139x277



**C06715**

125x85

**C06717**

144x85



**C06715/5**

125x85

**C06717/5**

144x85



**C54000**

87x32



**C06710 DK**

41x162

An ornate metal gate with a central panel featuring a sun face sculpture. The gate is highly decorative with intricate scrollwork and floral motifs. The background shows a city street with buildings.

LUIGI  
XVI

LOUIS  
XVI



LUIGI XVI/LOUIS XVI

# MARIE-ANTOINETTE

C01610



# Mod. MARIE-ANTOINETTE

**C01610**

Designed by ENRICO CASSINA



**C01610**  
146x507

Privacy  
**C01610/5**  
146x507



**C01615**  
141x75



**C01615/5**  
141x75



**C54600**  
89x33



**C01610 DK**  
36x173

LUIGI XVI/LOUIS XVI

# GABRIELLE

C01810



# Mod. GABRIELLE


**C01810**

Designed by ENRICO CASSINA



**C01810**  
142x358

Privacy  
**C01810/5**  
142x358



**C01615**  
141x75



**C01615/5**  
141x75



**C54600**  
89x33



**C01610 DK**  
36x173

LUIGI XVI/LOUIS XVI

SOFIA

C05115



Mod. SOFIA

**C05110**

Designed by ENRICO CASSINA



**C05110**  
125x278  
**C05116**  
145x278

Privacy  
**C05110/5**  
125x278  
**C05116/5**  
145x278



**C05115**  
128x75  
**C05117**  
148x75



**C05115/5**  
128x75  
**C05117/5**  
148x75



**C54600**  
89x33



**C05110 DK**  
36x159



PRIMO  
**IMPERO**

FIRST  
**EMPIRE**



PRIMO IMPERO/FIRST EMPIRE

# GIUSEPPINA

C12512



# Mod. GIUSEPPINA

**C12512**

Designed by ENRICO CASSINA



**C12512**  
115x300  
**C12518**  
142x300

Privacy  
**C12512/5**  
115x300  
**C12518/5**  
142x300



**C12511**  
113x46  
**C12517**  
140x46



**C12511/5**  
113x46  
**C12517/5**  
140x46



**C54900**  
88x30



**C12520**  
36x168



**C12510 DK**  
33x140

PRIMO IMPERO/FIRST EMPIRE

# MARIE-LOUISE

C12510



# Mod. MARIE-LOUISE

## C12510

Designed by ENRICO CASSINA



**C12510**  
110x280  
**C12516**  
137x280

Privacy  
**C12510/5**  
110x280  
**C12516/5**  
137x280



**C12511**  
113x46  
**C12517**  
140x46



**C12511/5**  
113x46  
**C12517/5**  
140x46



**C54900**  
88x30



**C12520**  
36x168



**C12510 DK**  
33x140

PRIMO IMPERO/FIRST EMPIRE

ELISA

C11010



# Mod. ELISA

## C11010

Designed by ENRICO CASSINA



**C11010**  
118x280  
**C11016**  
130x280

Privacy  
**C11010/5**  
118x280  
**C11016/5**  
130x280



**C11011**  
120x46  
**C11017**  
130x46



**C11011/5**  
120x46  
**C11017/5**  
130x46



**C54800**  
82x26



**C11020**  
36x168



**C11010 DK**  
33x147

PRIMO IMPERO/FIRST EMPIRE

PAOLINA

C05010



# Mod. PAOLINA

## C05010

Designed by ENRICO CASSINA



**C05010**  
120x280

Privacy  
**C05010/5**  
120x280



**C05011**  
123x46



**C05011/5**  
123x46



**C54800**  
82x26



**C05010 DK**  
33x150

PRIMO IMPERO/FIRST EMPIRE

LETIZIA

C02011



# Mod. LETIZIA

## C02010

Designed by ENRICO CASSINA



**C02010**  
107x280

Privacy  
**C02010/5**  
107x280



**C02011**  
110x46



**C02011/5**  
110x46



**C54800**  
82x26



**C02020**  
36x168



**C02010 DK**  
33x137

PRIMO IMPERO / FIRST EMPIRE

# CAROLINA

C09011



# Mod. CAROLINA

## C09010

Designed by ENRICO CASSINA



**C09010**  
108x280

Privacy  
**C09010/5**  
108x280



**C09011**  
111x46



**C09011/5**  
111x46



**C54800**  
82x26



**C09020**  
36x168



**C09010 DK**  
33x138

PRIMO IMPERO / FIRST EMPIRE

STEFANIA

C08311



# Mod. STEFANIA

**C08310**

Designed by ENRICO CASSINA



**C08310**  
120x280

Privacy  
**C08310/5**  
120x280



**C08311**  
123x46



**C08311/5**  
123x46



**C54700**  
85x30



**C08310 DK**  
33x151

PRIMO IMPERO / FIRST EMPIRE

# ORTENSIA

716



# Mod. ORTENSIA

## 716

Designed by ENRICO CASSINA



**718**  
163x76



**718/5**  
163x76



**C54900**  
88x30



**716**  
167x381

Privacy  
**716/5**  
167x381



**719**  
(76x77)



**715**  
**250** (84x381)

# Mod. ORTENSIA

**716**

Designed by ENRICO CASSINA

ENTRANCE SET

.....



**800057\_AC**  
**800000**  
60x573  
155x381



**800157\_AC**  
**800100**  
60x573  
155x381



**801057\_AC**  
**801000**  
60x573  
60x381



**801157\_AC**  
**801100**  
60x573  
60x381

# Mod. ORTENSIA

## 716

Designed by ENRICO CASSINA

### INTERIOR SET

---



**480892**

158x66

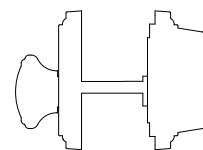
**CPR** - Privacy  
**CPA** - Passage  
**CDU** - Dummy



**485292**

Ø66

**CPR** - Privacy  
**CPA** - Passage  
**CDU** - Dummy



**8000DR**

Ø66

**SC** - Single Cylinder  
**DC** - Double Cylinder

---

### INSIDE SET

---



**8000EP**

155x381

**CPR** - Privacy  
**CPA** - Passage  
**CAC** - Cylinder  
**C5** - Privacy EUROPEAN  
**CPE** - Passage EUROPEAN  
**C2** - Cylinder EUROPEAN



**8010EP**

60x381

**CPR** - Privacy  
**CPA** - Passage  
**CAC** - Cylinder  
**C5** - Privacy EUROPEAN  
**CPE** - Passage EUROPEAN  
**C2** - Cylinder EUROPEAN



**C400S**

**29**  
**32**  
**35**  
**38**

Disponibile serratura  
Mortise lock available

PRIMO IMPERO/FIRST EMPIRE

# CARLOTTA

722



# Mod. CARLOTTA

## 722

Designed by ENRICO CASSINA



**722**  
158x429

Privacy  
**722/5**  
158x429



**724**  
157x63



**724/5**  
157x63



**C54900**  
88x30



**721**  
**280** (92x429)



**423**  
**280** (68x368)

The image shows a grand, ornate interior space, likely a museum or a historical building. The architecture is highly detailed, featuring large columns with intricate capitals, a high ceiling with a dome, and various decorative elements like carvings and sculptures. The lighting is dramatic, highlighting the textures and details of the architecture. The overall color palette is a deep, monochromatic blue.

SECONDO  
**IMPERO**

SECONDO  
**EMPIRE**



SECONDO IMPERO/SECOND EMPIRE

# EUGENIE

C08711



# Mod. EUGENIE

## C08710

Designed by ENRICO CASSINA



**C08710**  
120x270

Privacy  
**C08710/5**  
120x270



**C08711**  
118x38



**C08711/5**  
118x38



**C54900**  
88x30



**C08720**  
38x170



**C08710 DK**  
33x149



**C08750**  
38x186

SECONDO IMPERO/SECOND EMPIRE

# ELEONORE

C00710



# Mod. ELEONORE

## C00710

Designed by ENRICO CASSINA



**C00710**  
122x289

Privacy  
**C00710/5**  
122x289



**C00711**  
120x45



**C00711/5**  
120x45



**C54800**  
82x26



**C00710 DK**  
33x148



**C45201**  
45x177

SECONDO IMPERO/SECOND EMPIRE

MATILDE

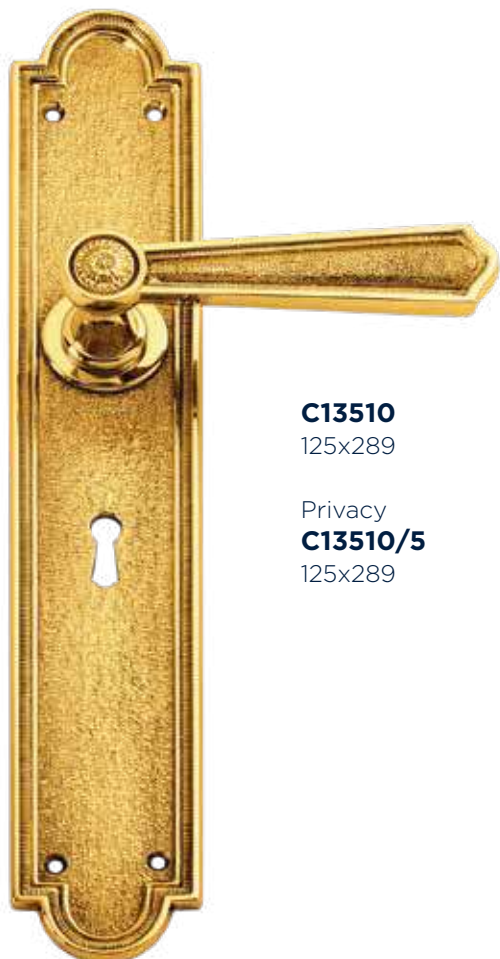
C13510



# Mod. MATILDE

## C13510

Designed by ENRICO CASSINA



**C13510**  
125x289

Privacy  
**C13510/5**  
125x289



**C13511**  
121x45



**C13511/5**  
121x45



**C54800**  
82x26



**C13510 DK**  
33x149

SECONDO IMPERO/SECOND EMPIRE

# VIRGINIA

C12210



# Mod. VIRGINIA

## C12210

Designed by ENRICO CASSINA



**C12210**  
125x289

Privacy  
**C12210/5**  
125x289



**C12211**  
119x38



**C12211/5**  
119x38



**C54300**  
86x33



**C12210 DK**  
33x150



**C60800**  
73x305



**COLONIALE**

**COLONIAL**



COLONIALE/COLONIAL

# VITTORIA

C12110



# Mod. VITTORIA

## C12110

Designed by ENRICO CASSINA



**C12110**  
143x314

Privacy  
**C12110/5**  
143x314



**C12111**  
156x78



**C12111/5**  
156x78



**C54500**  
75x34



**C12110 DK**  
35x184



**C49200**  
**400** (69x617)  
**600** (69x817)  
**800** (69x1017)

COLONIALE/COLONIAL

# CLEMENTINA

C14010



# Mod. CLEMENTINA

## C14010

Designed by ENRICO CASSINA



**C14010**  
124x246

Privacy  
**C14010/5**  
124x246



**C14011**  
127x45



**C14011/5**  
127x45



Con la rosetta Ø45mm non è possibile utilizzare la molla e il foro cilindro

With the 45mmØ rose, the spring and the yale key hole can not be used.



**C55000**  
94x33



**C14020**  
38x145



**C14011 DK**  
32x137



**C14050**  
45x250

COLONIALE/COLONIAL

# MENEN

C12710



# Mod. MENEN

## C12710

Designed by ENRICO CASSINA



**C12710**  
126x224

Privacy  
**C12710/5**  
126x224



**C12711**  
128x45



**C12711/5**  
128x45



Con la rosetta Ø45mm non è possibile utilizzare la molla e il foro cilindro

With the 45mmØ rose, the spring and the yale key hole can not be used.



**C55000**  
94x33



**C12720**  
39x153



**C12711 DK**  
30x138



**C12750**  
45x173

COLONIALE/COLONIAL

# EMANUELA

4800



# Mod. EMANUELA

## 4800

Designed by ENRICO CASSINA



**480001**  
118x223

Privacy  
**480001/5**  
118x223



**480090**  
124x50



**480090/5**  
124x50



**C54500**  
75x34



**4800 DK**  
30x132

COLONIALE/COLONIAL

INDIRA


4806



# Mod. INDIRA

## 4806

Designed by ENRICO CASSINA



**480602**  
143x223

Privacy  
**480602/5**  
143x223



**480690**  
146x50



**480690/5**  
146x50



**C54500**  
75x34



**4806 DK**  
32x153



**728**  
**235** (53x288)

# Mod. INDIRA

**4806**

Designed by ENRICO CASSINA

ENTRANCE SET

.....



**810057\_AC**  
**810000**  
70x503  
156x340



**810157\_AC**  
**810100**  
70x505  
156x340



**811057\_AC**  
**811000**  
70x503  
70x340



**811157\_AC**  
**811100**  
70x505  
70x340

# Mod. INDIRA

## 4806

Designed by ENRICO CASSINA

### INTERIOR SET



**480692**

154x66

**CPR** - Privacy  
**CPA** - Passage  
**CDU** - Dummy



**485092**

Ø66

**CPR** - Privacy  
**CPA** - Passage  
**CDU** - Dummy



**8100DR**

Ø66

**SC** - Single Cylinder  
**DC** - Double Cylinder

### INSIDE SET



**8100EP**

156x340

**CPR** - Privacy  
**CPA** - Passage  
**CAC** - Cylinder  
**C5** - Privacy EUROPEAN  
**CPE** - Passage EUROPEAN  
**C2** - Cylinder EUROPEAN



**8110EP**

70x340

**CPR** - Privacy  
**CPA** - Passage  
**CAC** - Cylinder  
**C5** - Privacy EUROPEAN  
**CPE** - Passage EUROPEAN  
**C2** - Cylinder EUROPEAN

### MULTIPOINT



**480620**

141x240

**C25** - Double Cylinder  
**C05** - Passage  
**C26** - Patio



**C400S**

29

32

35

38

Disponibile serratura  
Mortise lock available



**MOSAICO**

**MOSAIC**



MOSAICO/MOSAIC

# MOSAICO\*

C473



Mod. MOSAICO\*  
**C471 - C472 - C473**  
Designed by ENRICO CASSINA



**VILLA OLMO**  
**C471**  
160x350



**VILLA CARLOTTA**  
**C472**  
127x320



**VILLA ERBA**  
**C473**  
102x536

\*con foglia d'oro 24k  
\*with 24k gold leaf

**MADREPERLA**

**MOTHER OF PEARL**



MADREPERLA/MOTHER OF PEARL

# MADREPERLA

C03010



# Mod. MADREPERLA

## C03010

Designed by ENRICO CASSINA



**C03010**  
152x300

Privacy  
**C03010/5**  
152x300



**C03011**  
154x58



**C03011/5**  
154x58



**C54400**  
81x28



**C03011 DK**  
43x158



**C23000**  
Ø81xh65



**C23000 Q**  
Ø81xh65  
Rosetta/Rose Ø58




**CB3060**  
Ø58



**C03050**  
58x310



**ÉLITE  
COLLECTION**



ÉLITE COLLECTION

# EVEREST

A00110



# Mod. EVEREST

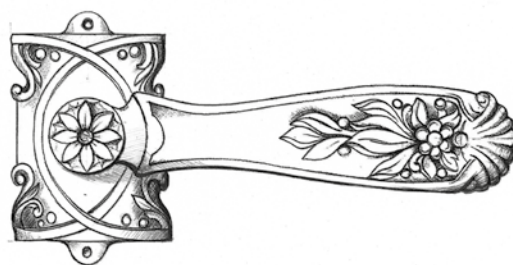
## A00110

Designed by ENRICO CASSINA



**A00110**


Privacy  
**A00110/5**



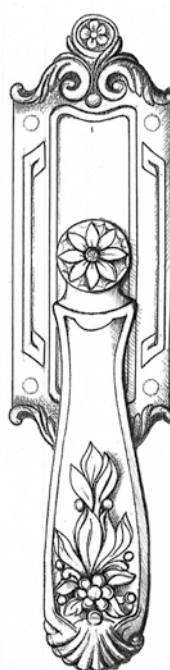
**A00111**



**A00111/5**



**A00120**



**A00110 DK**

ÉLITE COLLECTION

# SAHARA

A00210



# Mod. SAHARA


**A00210**

Designed by ENRICO CASSINA

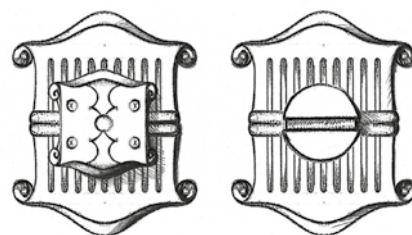


**A00210**

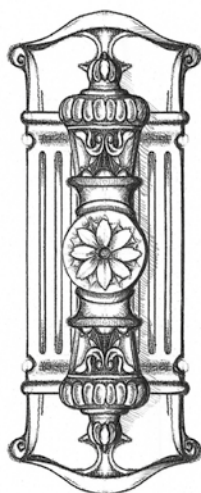
Privacy  
**A00210/5**




**A00211**



**A00211/5**



**A00220**



**A00210 DK**

ÉLITE COLLECTION

ULURU

A00310



# Mod. ULURU


## A00310

Designed by ENRICO CASSINA

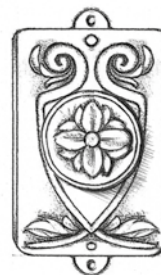


**A00310**


Privacy  
**A00310/5**



**A00311**



**A00311/5**



**A00320**



**A00310 DK**

ÉLITE COLLECTION

# VULCANO

A00410



# Mod. VULCANO


**A00410**

Designed by ENRICO CASSINA



**A00410**

Privacy  
**A00410/5**



**A00411**



**A00411/5**



**A00420**



**A00410 DK**

ÉLITE COLLECTION

CARAIBI

A00510



# Mod. CARAIBI

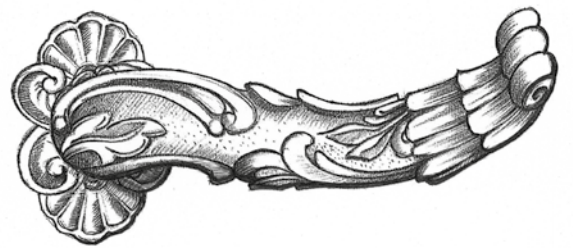
**A00510**

Designed by ENRICO CASSINA



**A00510**


Privacy  
**A00510/5**



**A00511**



**A00511/5**



**A00520**




**A00510 DK**

ÉLITE COLLECTION

# AMAZZONIA

A00610



# Mod. AMAZZONIA

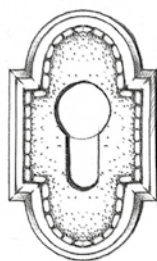
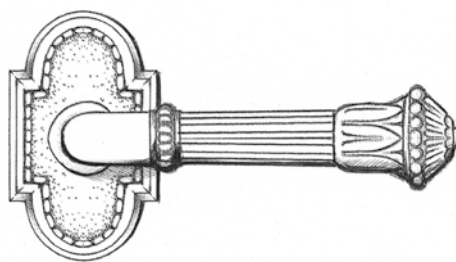
**A00610**

Designed by ENRICO CASSINA




**A00610**

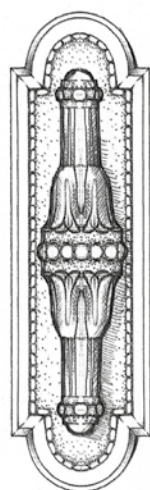
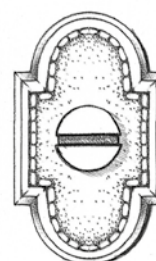
Privacy  
**A00610/5**



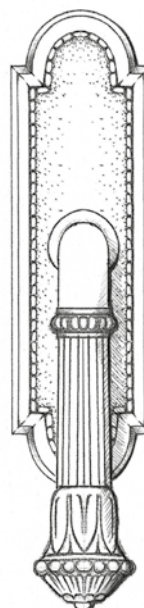
**A00611**



**A00611/5**



**A00620**



**A00610 DK**

ÉLITE COLLECTION

# BLUE HOLE

A00710



# Mod. BLUE HOLE

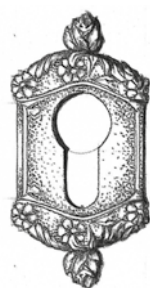

**A00710**

Designed by ENRICO CASSINA



**A00710**

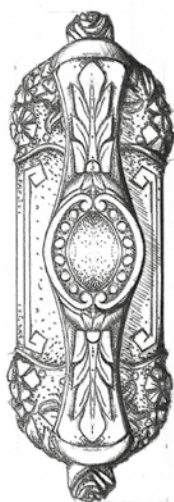
Privacy  
**A00710/5**



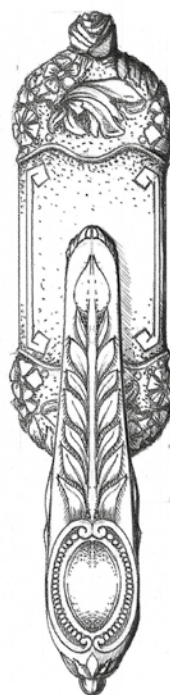
**A00711**



**A00711/5**



**A00720**



**A00710 DK**

ÉLITE COLLECTION

# COLUMBIA

A00810



# Mod. COLUMBIA

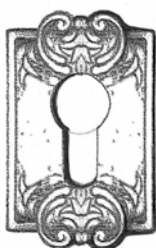
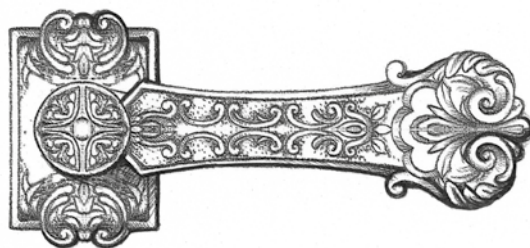
## A00810

Designed by ENRICO CASSINA




**A00810**

Privacy  
**A00810/5**



**A00811**  
154x58



**A00811/5**  
154x58



**A00820**  
58x310



**A00810 DK**  
Ø58

ÉLITE COLLECTION

# ANDROS

A00910



# Mod. ANDROS

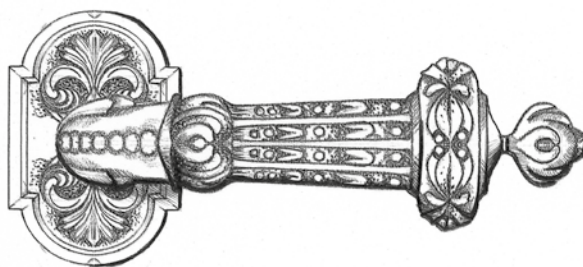
**A00910**

Designed by ENRICO CASSINA



**A00910**

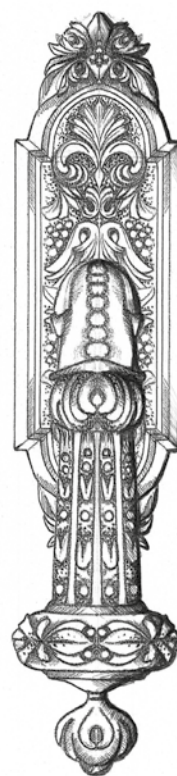

Privacy  
**A00910/5**



**A00911**



**A00911/5**



**A00910 DK**



SERVIZIO  
PERSONALIZZATO

BESPOKE  
SERVICE

## SU MISURA

Per chi non vuole rinunciare alla purezza dello stile ma ha necessità particolari tutte le Maniglie Enrico Cassina possono essere personalizzate.

Una personalizzazione dimensionale, per rendere la maniglia ergonomicamente adatta al singolo Cliente ma anche, quando necessario, per adattarla alle dimensioni particolari di portali o finestratezze mantenendo equilibrata l'immagine d'insieme.

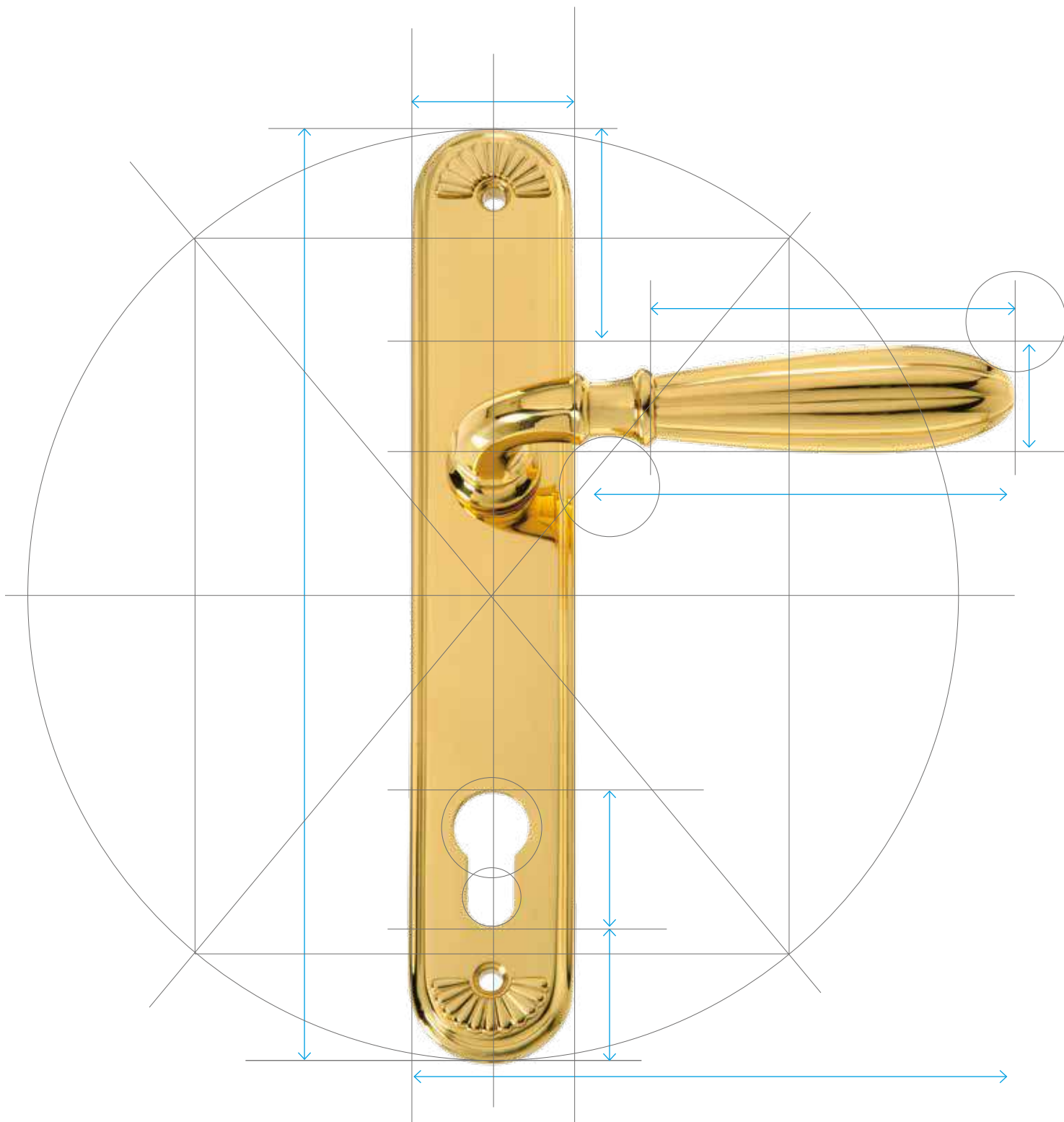
Come tutti i prodotti Officine Meccaniche Porro anche le maniglie Enrico Cassina possono avere, oltre alle finiture da noi consigliate, la finitura che più soddisfa il gusto di ogni nostro Cliente.

## CUSTOMIZED

The Enrico Cassina handles can be customized for those who do not want to give up purity of style, but have special requirements to meet.

We can customize sizes to ergonomically adjust the handle to the customer's own specifications, and, when necessary, to the special measurements of windows and doors, while also maintaining all proportions in equilibrium.

Like all Officine Meccaniche Porro products, Enrico Cassina handles can feature either our standard finishes or those requested by our clients.






**ACCESSORI**  
PORTA

DOOR  
**ACCESSORIES**



MANIGLIONI  
PULL HANDLES



**C49000**  
600 (122x788)  
800 (122x988)  
1000 (122x1188)

PRIMO IMPERO  
FIRST EMPIRE



**CB2400**  
54x188



**C48600**  
600 (125x820)  
800 (125x1020)  
1000 (125x1220)



**CB2770**  
Ø70

SECONDO IMPERO  
SECOND EMPIRE



**C49100**  
600 (123x880)  
800 (123x1080)  
1000 (123x1280)



**CB2290**  
90x90

BAROCCO ITALIANO  
LUIGI XV  
LUIGI XVI  
ITALIAN BAROQUE  
LOUIS XV  
LOUIS XVI

MANIGLIONI  
 .....  
 PULL HANDLES



**C49200**  
**400** (69x617)  
**600** (69x817)  
**800** (69x1017)



**CB1678**  
 78x78

COLONIALE  
 COLONIAL




**C47800**  
**400** (45x520)  
**600** (45x720)  
**800** (45x920)



**CB1860**  
 45x60

ART DÉCO



**C48800**  
**400** (68x513)  
**600** (68x713)  
**800** (68x913)



**CB1968**  
 Ø68

NOVECENTO  
 XX CENTURY

# MANIGLIONI

## PULL HANDLES



**709 R**  
**250** (84x303)  
**500** (84x553)

NOVECENTO  
XX CENTURY



**709**  
**250** (84x303)  
**500** (84x553)

NOVECENTO  
XX CENTURY



**713**  
**250** (85x304)  
**500** (99x554)



**705**  
**235** (70x244)  
**400** (73x460)

COLONIALE  
COLONIAL

MANIGLIONI  
PULL HANDLES



**732**  
**250** (30x283)  
**400** (30x430)

CINQUANTA  
FIFTIES



**C09550**  
38x368



**CB1489**  
38x89

ART DÉCO



**C09450**  
48x333



**CB1384**  
44x84

ART NOUVEAU



**C02950**  
23x290



**CB3350**  
50x50

TRENTA  
THIRTIES

MANIGLIONI  
PULL HANDLES



**C42700**  
87x460

SECONDO IMPERO  
SECOND EMPIRE



**721**  
**280** (92x429)

PRIMO IMPERO  
FIRST EMPIRE



**715**  
**250** (84x381)

PRIMO IMPERO  
FIRST EMPIRE



**C09650**  
48x360

ART NOUVEAU

MANIGLIONI  
PULL HANDLES



**423**  
**280** (68x368)

PRIMO IMPERO  
FIRST EMPIRE



**C42200**  
64x332

PRIMO IMPERO  
FIRST EMPIRE



**C42400**  
67x288

PRIMO IMPERO  
FIRST EMPIRE



**C14050**  
45x250



**CB2045**  
Ø45

COLONIALE  
COLONIAL

MANIGLIONI  
PULL HANDLES



**711**  
**200** (53x254)  
**300** (75x375)

COLONIALE  
NOVECENTO  
COLONIAL  
XX CENTURY



**728**  
**235** (53x288)

COLONIALE  
COLONIAL



**706**  
**280** (73x278)

COLONIALE  
COLONIAL



**706 O**  
**280** (54x278)

COLONIALE  
COLONIAL

MANIGLIONI  
PULL HANDLES



**C13050**  
45x275



**CB2045**  
Ø45

NOVECENTO  
XX CENTURY



**C10150**  
58x272



**CB1558**  
58x58

NOVECENTO  
XX CENTURY



**C06850**  
250 (31x275)



**CB0945**  
Ø45

CINQUANTA  
FIFTIES



**C07950**  
250 (25x275)



**CB0945**  
Ø45

CINQUANTA  
FIFTIES

MANIGLIONI  
PULL HANDLES



**C05450**  
**250** (28x271)



**CB3350**  
50x50

TRENTA  
THIRTIES



**714**  
**200** (50x265)

**714 D**  
**128** (43x170)



**C17350**  
45x251



**CB2045**  
Ø45

NOVECENTO  
XX CENTURY



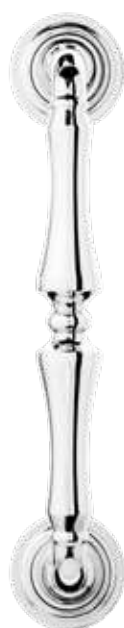
**710**  
**200** (60x250)

TRENTA  
THIRTIES

MANIGLIONI  
PULL HANDLES



**C09950**  
192 (45x237)



**C16250**  
45x237



**C43600**  
45x223



**C13850**  
45x209



**CB2045**  
Ø45

NOVECENTO  
XX CENTURY



**CB2045**  
Ø45

NOVECENTO  
XX CENTURY



**CB2045**  
Ø45

NOVECENTO  
XX CENTURY



**CB2045**  
Ø45

NOVECENTO  
XX CENTURY

MANIGLIONI  
PULL HANDLES



**CB0538**  
Ø38

**C08750**  
38x186



**CB0445**  
Ø45

**C45201**  
45x177



**C12750**  
45x173



**CB2045**  
Ø45

SECONDO IMPERO  
SECOND EMPIRE

SECONDO IMPERO  
SECOND EMPIRE

COLONIALE  
COLONIAL



**CB0889**  
47x89

**C04351**  
47x221



**CB0345**  
Ø46

**C44900**  
46x191



PRIMO IMPERO  
FIRST EMPIRE

BAROCCO ITALIANO  
ITALIAN BAROQUE

MANIGLIONI  
PULL HANDLES



**VILLA ERBA\***  
**C473**  
102x536

MOSAICO  
MOSAIC

\*con foglia d'oro  
\*with gold leaf



**VILLA CARLOTTA\***  
**C472**  
127x320  
MOSAICO  
MOSAIC



**VILLA OLMO\***  
**C471**  
160x350  
MOSAICO  
MOSAIC



**CB3060**  
Ø58  
CRISTALLI  
CRYSTALS  
MADREPERLA  
MOTHER OF PEARL

**C03050**  
58x310  
MADREPERLA  
MOTHER OF PEARL

MANIGLIONI AMERICANI  
ENTRANCE SET



**C40010\_AC**  
65x450  
145x330

**C40010\_00**  
65x450  
145x330

BAROCCO ITALIANO  
ITALIAN BAROQUE

# MANIGLIONI AMERICANI

## ENTRANCE SET



**800057\_AC**  
**800000**  
60x573  
155x381



**800157\_AC**  
**800100**  
60x573  
155x381



**801057\_AC**  
**801000**  
60x573  
60x381



**801157\_AC**  
**801100**  
60x573  
60x381

PRIMO IMPERO  
FIRST EMPIRE

# MANIGLIONI AMERICANI

## ENTRANCE SET



**810057\_AC**  
**810000**  
70x503  
156x340

**810157\_AC**  
**810100**  
70x505  
156x340



**811057\_AC**  
**811000**  
70x503  
70x340

**811157\_AC**  
**811100**  
70x505  
70x340

COLONIALE  
COLONIAL

MANIGLIONI AMERICANI  
ENTRANCE SET



**830057\_AC**  
**830000**  
70x503  
155x340



**830157\_AC**  
**830100**  
70x495  
155x340



**831057\_AC**  
**831000**  
70x503  
70x340



**831157\_AC**  
**831100**  
70x495  
70x340

MANIGLIONI AMERICANI  
ENTRANCE SET



**C41000\_AC**  
70x523  
70x143



**C41000\_00**  
70x523  
70x143

NOVECENTO  
XX CENTURY

# MANIGLIONI AMERICANI

## ENTRANCE SET



**820057\_AC**  
**820000**  
70x523  
147x340



**820157\_AC**  
**820100**  
70x520  
147x340



**821057\_AC**  
**821000**  
70x523  
70x340



**821157\_AC**  
**821100**  
70x520  
70x340

CINQUANTA  
FIFTIES

BATTENTI  
DOOR KNOCKERS



**701**  
**100** (100x127)  
**125** (123x158)  
**150** (149x194)

COLONIALE  
COLONIAL



**645**  
**110** (110x208)  
**150** (155x290)

PRIMO IMPERO  
FIRST EMPIRE



**700**  
**100** (100x128)  
**125** (125x153)  
**150** (150x192)

COLONIALE  
COLONIAL

BATTENTI  
DOOR KNOCKERS



**702**  
**100** (89x130)  
**125** (112x158)  
**150** (133x192)

NOVECENTO  
XX CENTURY



**703**  
**125** (117x161)  
**150** (137x191)

COLONIALE  
COLONIAL

# MANIGLIE INCASSO FLUSH HANDLES



**C50500**  
41x116

**C50500 FC**  
41x116



**C50700**  
Ø64




**C507AC**  
Ø64



BAROCCO ITALIANO  
LUIGI XV  
LUIGI XVI  
ITALIAN BAROQUE  
LOUIS XV  
LOUIS XVI

BAROCCO ITALIANO  
LUIGI XV  
LUIGI XVI  
ITALIAN BAROQUE  
LOUIS XV  
LOUIS XVI



**C50900**  
37x164

**C50900 FC**  
37x164



**C50400**  
43x108



**C50400 FC**  
43x108

SECONDO IMPERO  
SECOND EMPIRE

BAROCCO ITALIANO  
ITALIAN BAROQUE

# MANIGLIE INCASSO

## FLUSH HANDLES



**C50300**  
Ø64



**C503 AC**  
Ø64



**C50100**  
35x169



**C50100 FC**  
35x169

PRIMO IMPERO  
FIRST EMPIRE

PRIMO IMPERO  
FIRST EMPIRE



**C50800**  
35x119



**C50800 FC**  
35x119

SECONDO IMPERO  
SECOND EMPIRE



**C51000**  
37x121



**C51000 FC**  
37x121

NOVECENTO  
XX CENTURY

# PLACCHE PUSH-PULL

## PUSH PLATES



**C60500**  
65x450

BAROCCO ITALIANO  
ITALIAN BAROQUE



**C60400**  
88X380

BAROCCO ITALIANO  
ITALIAN BAROQUE



**C60800**  
73x305

SECONDO IMPERO  
SECOND EMPIRE



**C61100**  
76x187

PRIMO IMPERO  
FIRST EMPIRE

POMOLI CENTROPORTE  
DOOR KNOBS



**C29900**  
Ø200

PRIMO IMPERO  
FIRST EMPIRE



**C29800**  
Ø200

NOVECENTO  
XX CENTURY

POMOLI PORTA  
 .....  
 DOOR KNOBS



**C22401 Q**  
 45x85



**C22401**  
 45x85



**C21200 Q**  
 Ø60



**C21200**  
 Ø60



**CB1085**  
 45x85

LUIGI XV  
 LOUIS XV



**CB2360**  
 Ø60

LUIGI XVI  
 SECONDO IMPERO  
 LOUIS XVI  
 SECOND EMPIRE



**135**  
**60** (60xh45)  
**75** (75xh56)

LUIGI XV  
 COLONIALE  
 LOUIS XV  
 COLONIAL



**C22900 Q**  
 46x65xh56



**C22900**  
 46x65xh56



**CB0345**  
 Ø46

PRIMO IMPERO  
 FIRST EMPIRE

POMOLI PORTA  
 .....  
 DOOR KNOBS



**C25500**  
 Ø80



**C25500 Q**  
 Ø80



**CB2580**  
 Ø80

PRIMO IMPERO  
 FIRST EMPIRE



**C21100**  
 Ø62



**C21100 Q**  
 Ø62



**CB2855**  
 Ø55

PRIMO IMPERO  
 FIRST EMPIRE



**C21102**  
 Ø130

PRIMO IMPERO  
 FIRST EMPIRE



**C21101**  
 76x187xh44

PRIMO IMPERO  
 FIRST EMPIRE

POMOLI PORTA  
 .....  
 DOOR KNOBS



**719**  
 76x77xh59

PRIMO IMPERO  
 FIRST EMPIRE



**C21800**  
 51x95



**C21800 Q**  
 51x95



**CB0345**  
 Ø46



**C25800**  
 42x89



**C25800 Q**  
 42x89

PRIMO IMPERO  
 FIRST EMPIRE



**C25901**  
 46x75xh53



**C25901 Q**  
 46x75xh53



**CB0345**  
 Ø46



**CB2689**  
 42x89

PRIMO IMPERO  
 FIRST EMPIRE

PRIMO IMPERO  
 FIRST EMPIRE

POMOLI PORTA  
DOOR KNOBS



**C24400**  
Ø100



**C24400 Q**  
Ø100



**CB2770**  
Ø70

PRIMO IMPERO  
FIRST EMPIRE



**C24401**  
Ø70



**C24401 Q**  
Ø70



**CB2770**  
Ø70

PRIMO IMPERO  
FIRST EMPIRE



**C21500**  
Ø55x77xh49



**C21500 Q**  
Ø55x77xh49



**CB2855**  
Ø55

SECONDO IMPERO  
SECOND EMPIRE

POMOLI PORTA  
DOOR KNOBS



**C21301**  
Ø55xh48



**C21301 Q**  
Ø55xh48



**CB2855**  
Ø55

SECONDO IMPERO  
SECOND EMPIRE



**C24100**  
38x69xh50



**C24100 Q**  
38x69xh50



**CB0538**  
Ø38

SECONDO IMPERO  
SECOND EMPIRE



**C21300**  
Ø100xh57



**C21300 Q**  
Ø100xh57



**CB2770**  
Ø70

SECONDO IMPERO  
SECOND EMPIRE

POMOLI PORTA  
DOOR KNOBS



**170**  
55 (Ø55x55)



**170 Q**  
55 (Ø55x65)



**352**  
Ø50

COLONIALE  
NOVECENTO  
COLONIAL  
XX CENTURY



**354 C**  
Ø50



**354 S**  
Ø50



**354 O**  
Ø50



**354**  
Ø50

COLONIALE  
NOVECENTO  
COLONIAL  
XX CENTURY

POMOLI PORTA  
 .....  
 DOOR KNOBS



**168 Q**  
**70** (68x79)



**355**  
 Ø54

**355 C**  
 Ø54

**355 S**  
 Ø54

**355 O**  
 Ø54

COLONIALE  
 COLONIAL



**C29400**  
 48x118

**C29400 Q**  
 48x118

**CB1384**  
 44x84

**168**  
**70** (87x82)  
**85** (98x94)

ART NOUVEAU

COLONIALE  
 COLONIAL

POMOLI PORTA  
DOOR KNOBS



**169**  
**60** (78x67)  
**70** (90x70)  
**90** (90x74)

NOVECEN  
XX CENTURY



**169Q**  
**60** (58x65)  
**70** (68x66)



**354**  
Ø50



**354 C**  
Ø50



**354 S**  
Ø50



**354 O**  
Ø50



**352**  
Ø50

NOVECEN  
XX CENTURY

POMOLI PORTA  
DOOR KNOBS



**C20400**  
70xh61



**C20400 Q**  
70xh61



**CB2770**  
Ø70

NOVECENTO  
XX CENTURY



**C20100**  
58x58xh64



**C20100 Q**  
58x58xh64



**CB1558**  
58x58

NOVECENTO  
XX CENTURY



**C24600**  
Ø65xh50



**C24600 Q**  
Ø65xh50



**CB2965**  
Ø65

NOVECENTO  
XX CENTURY

POMOLI PORTA  
DOOR KNOBS



**C27800**  
60x60xh55



**C27800 Q**  
60x60xh55



**CB1860**  
45x60

ART DÉCO



**C29500**  
50xh65



**C29500 Q**  
50xh65



**CB2150**  
Ø50

ART DÉCO



**C23100**  
50x50xh59



**C23100 Q**  
50x50xh59



**CB3350**  
50x50

TRENTA  
THIRTIES

POMOLI PORTA  
DOOR KNOBS



**181**  
**50** (50x55)  
**70** (74x70)



TRENTA  
CINQUANTA  
THIRTIES  
FIFTIES



**C23000**  
Ø81xh65



**C23000 Q**  
Ø81xh65  
Rosetta/Rose  
Ø58



**CB3060**  
Ø58

MATERIE PREZIOSE  
PRECIOUS MATERIALS

CERNIERE  
DOOR HINGES



**CC5x4 BA**  
102x175



**CC4x4 BA**  
102x150



**CC4x3 BA**  
76x150

BAROCCO ITALIANO  
LUIGI XV  
LUIGI XVI  
ITALIAN BAROQUE  
LOUIS XV  
LOUIS XVI



**CC5x4 IM**  
102x171



**CC4x4 IM**  
102x146



**CC4x3 IM**  
76x146

PRIMO IMPERO  
FIRST EMPIRE

## COPRI CERNIERE

### HINGE COVERS



**1121**

**Ø14** (16x37)

**Ø14** (16x58)

**Ø16** (18x37)

**Ø16** (18x58)



**1120**

**Ø14** (16x53)

**Ø14** (16x74)

**Ø16** (18x53)

**Ø16** (18x74)

## FINALI\*

### END-KNOBS\*



**CCF16A**

19x17



**CCF16D**

16x16



**CCF16B**

16x17



**CCF16E**

18x14



**CCF16G**

16x9



**CCF16C**

16x15



**CCF16F**

16x5

\*Applicabili alle nostre cerniere: CC1110 - CC2110 - CC1010 - CC2010

\*Suitable for our door hinges: CC1110 - CC2110 - CC1010 - CC2010


CERNIERE  
DOOR HINGES



**CC1110**  
75x120



**CC2110**  
61x120



**CC1010**  
75x120



**CC2010**  
61x120

FERMAPORTE  
 .....  
 DOOR STOPS



**C52200**  
 41x37

BAROCCO ITALIANO  
 LUIGI XV  
 LUIGI XVI  
 ITALIAN BAROQUE  
 LOUIS XV  
 LOUIS XVI



**C52100**  
 41x41

IMPERO  
 EMPIRE



**C52000**  
 41x42

COLONIALE  
 NOVECENTO  
 COLONIAL  
 XX CENTURY



**1307**  
 33x34

NOVECENTO  
 ART DÉCO  
 THE SIGN PROJECT  
 XX CENTURY



**1305**  
 45x30

COLONIALE  
 ART NOUVEAU  
 NOVECENTO  
 TRENTA  
 COLONIAL  
 XX CENTURY  
 THIRTIES



**1147**  
 22x78

NOVECENTO  
 XX CENTURY



**1148**  
 32x95

NOVECENTO  
 XX CENTURY

# CARIGLIONI E CATENACCI

---

## CREMONE BOLTS AND SLIDING BOLTS

### **C31901**

**Asta C319AS non inclusa  
nella confezione**

Rod C319AS is not  
included in the package



### **C30200**

**C30225** (Asta/Rod L 250mm)

**C30230** (Asta/Rod L 300mm)

**C30235** (Asta/Rod L 350mm)

**C30240** (Asta/Rod L 400mm)

BAROCCO ITALIANO  
ITALIAN BAROQUE



### **C32000**

**Asta C319AS non inclusa  
nella confezione**

Rod C319AS is not  
included in the package



### **C30400**

**25** (Asta/Rod L 250 mm)

**30** (Asta/Rod L 300 mm)

**35** (Asta/Rod L 350 mm)

**40** (Asta/Rod L 400 mm)

LUIGI XV  
LOUIS XV



# CARIGLIONI E CATENACCI

---

## CREMONE BOLTS AND SLIDING BOLTS



**C30100**  
25 (Asta/Rod L 250 mm)  
30 (Asta/Rod L 300 mm)  
35 (Asta/Rod L 350 mm)  
40 (Asta/Rod L 400 mm)



**C32900**  
**Asta C319AS non inclusa  
nella confezione**  
Rod C319AS is not  
included in the package

PRIMO IMPERO  
FIRST EMPIRE

**C32901**  
**Asta C319AS non inclusa  
nella confezione**  
Rod C319AS is not  
included in the package

PRIMO IMPERO  
FIRST EMPIRE

# CARIGLIONI E CATENACCI

---

## CREMONE BOLTS AND SLIDING BOLTS



**C30300**  
25 (Asta/Rod L 250mm)  
30 (Asta/Rod L 300mm)  
35 (Asta/Rod L 350mm)  
40 (Asta/Rod L 400mm)



**C35900**  
**Asta C319AS non inclusa  
nella confezione**  
Rod C319AS is not  
included in the package

SECONDO IMPERO  
SECOND EMPIRE



**C35901**  
**Asta C319AS non inclusa  
nella confezione**  
Rod C319AS is not  
included in the package

SECONDO IMPERO  
SECOND EMPIRE

# CARIGLIONI E CATENACCI

---

## CREMONE BOLTS AND SLIDING BOLTS



**C35902**  
**Asta C319AS non inclusa  
nella confezione**  
Rod C319AS is not  
included in the package

SECONDO IMPERO  
SECOND EMPIRE

**C32100**  
**Asta C319AS non inclusa  
nella confezione**  
Rod C319AS is not  
included in the package



**C30500**  
**25** (Asta/Rod L 250 mm)  
**30** (Asta/Rod L 300 mm)  
**35** (Asta/Rod L 350 mm)  
**40** (Asta/Rod L 400 mm)

NOVECENTO  
XX CENTURY

CARIGLIONI E CATENACCI  
CREMONE BOLTS AND SLIDING BOLTS



**C32200**  
**Asta C319AS non inclusa  
nella confezione**  
Rod C319AS is not  
included in the package

TRENTA  
THIRTIES



**C32300**  
**Asta C319AS non inclusa  
nella confezione**  
Rod C319AS is not  
included in the package

TRENTA  
THIRTIES

ALZANTI SCORREVOLI  
TILT AND SLIDE PATIO HANDLES



**C13070**  
44x242

NOVECENTO  
XX CENTURY



**C17370**  
44x265

NOVECENTO  
XX CENTURY



**C15170**  
44x267

NOVECENTO  
XX CENTURY



**C10170**  
50x229

NOVECENTO  
XX CENTURY

ALZANTI SCORREVOLI  
TILT AND SLIDE PATIO HANDLES



**C02970**  
44x280

TRENTA  
THIRTIES



**C05470**  
44x228

TRENTA  
THIRTIES



**C02470**  
44x256

TRENTA  
THIRTIES

ALZANTI SCORREVOLI  
TILT AND SLIDE PATIO HANDLES



**C08270**  
44x229

TRENTA  
THIRTIES



**C09270**  
44x229

TRENTA  
THIRTIES



**C06870**  
44x256



CINQUANTA  
FIFTIES



**C07970**  
44x256



CINQUANTA  
FIFTIES

COPRI INTERRUTTORI  
SWITCH AND COVER PLATES



**C682**  
**01** (121x75)  
**02** (121x75)  
**03** (121x75)

IMPERO  
EMPIRE



**C680**  
**01** (128x80)  
**02** (128x80)  
**03** (128x80)

NOVECENTO  
XX CENTURY

COPRI INTERRUTTORI  
.....  
SWITCH AND COVER PLATES



**C68101/02/03**  
**01** (124x80)  
**02** (124x80)  
**03** (124x80)

NOVECENTO  
XX CENTURY



**C68111/12/13**  
**11** (124x80)  
**12** (124x80)  
**13** (124x80)

NOVECENTO  
XX CENTURY

PLACCHE PORTANOME  
NAME AND NUMBER PLATES



**C64200**  
160x91

BAROCCO ITALIANO  
ITALIAN BAROQUE



**C64300**  
134x58

BAROCCO ITALIANO  
ITALIAN BAROQUE



**C64100**  
166x121

LUIGI XV  
LOUIS XV



**C64400**  
160x34

IMPERO  
EMPIRE



LE NOSTRE LAVORAZIONI

OUR PROCESSES



**STAMPAGGIO  
A CALDO**

**HOT  
FORGING**

La tecnologia dello stampaggio a caldo ha preso il posto della tradizionale fusione in quanto consente di ottenere Prodotti di qualità nettamente superiore ed una qualità costante del prodotto.

Le nostre macchine per lo stampaggio a caldo sono le più innovative e performanti disponibili sul mercato ed i nostri Tecnici sono in grado di ottimizzare al massimo il processo produttivo mantenendo il livello di qualità che contraddistingue le Officine Meccaniche Porro.

Hot forging technology has replaced the traditional metal casting process, since it allows producing more consistent and higher quality objects.

Our hot forging equipment is among the most innovative and efficient available on the market, and our technicians are able to optimize the production process, while preserving Officine Meccaniche Porro's renowned level of quality.



**PVD  
(PHYSICAL VAPOUR  
DEPOSITION)**

**PVD  
(PHYSICAL VAPOUR  
DEPOSITION)**

Ovvero il processo di deposizione molecolare in condizioni di alto vuoto e ad alte temperature che consentono ai nostri prodotti di avere un'elevatissima resistenza agli agenti chimici e atmosferici, illimitata resistenza all'ossidazione e un potenziamento di 4 volte della resistenza antigraffio rispetto ai normali rivestimenti galvanici.

PVD, or molecular deposition process in high vacuum conditions and at high temperatures, gives our products extreme resistance to chemical agents and meteorological elements, as well as unlimited resistance to oxidation and scratch-proof properties that are 4 times greater than those achieved by standard galvanized coatings.



**BOCCIARDATURA**


**BUSH  
HAMMERING**

Una speciale macchina consente di bocciardare ovvero rendere corrugata - ma sempre piacevole al tatto - la superficie in ottone pieno.

Questa lavorazione richiede un ritocco manuale al fine di ottenere un manufatto senza sbavature quindi assolutamente perfetto.

A special machine allows to bush-hammer, or corrugate, a full brass surface, making it pleasant to the touch. This process requires manual touch-ups in order to eliminate possible smearing and thus obtain a perfect finished product.

## FUSIONE A CERA PERSA



## LOST WAX CASTING PROCESS

Un modello in cera viene creato da un Mastro Cesellatore che poi lo riveste accuratamente di polvere ceramica per passarlo in forno a 1200°C.

La cera si fonde (cera persa) e, dell'oggetto, resta un calco in ceramica che fungerà da stampo per la fusione consentendoci di ottenere oggetti in metallo nobile con forme estremamente complesse e dettagli molto accurati.

A wax model is created by a Master Chiseller, who covers it thoroughly in ceramic powder and places it in an oven, at 1200°C.

The wax then melts away (lost wax) and the remaining ceramic cast will serve as a mold for the creation of noble metal objects featuring extremely complex shapes and very accurate details.

## CESELLATURA



## CHISELLING

Nonostante l'uso di stampi, siano essi gli storici o i più moderni delle collezioni contemporanee, alcuni particolari decorativi richiedono ancora la mano esperta del Mastro Cesellatore che va a rifinire e portare al dovuto risalto i particolari più minuti ottenendo un vero e proprio «pezzo d'arte» unico e immediatamente distinguibile.

Despite the use of molds, whether from historical or more contemporary collections, some decorative details still require the expert hand of the Master Chiseller, who refines and enhances the smallest details, thus producing a true, unique and immediately recognizable "art piece".

## LAVORAZIONE ARTIGIANALE



## CRAFTSMANSHIP

Tutte le nostre lavorazioni artigianali sono rese possibili dalla struttura produttiva della nostra Azienda che, pur consentendo una notevole rapidità di produzione, è strutturata per piccoli reparti che lavorano in sinergia tra loro.

Vere e proprie botteghe artigiane con il proprio Maestro che, con passione e attenzione, segue il lavoro del proprio gruppo trasmettendo le conoscenze e le tecniche più adatte ad ogni singola lavorazione.

All our creations are made possible by the production structure of our company that, while allowing for considerable speed of production, comprises small departments working in synergy with each other.

True artisan shops, each led by their Master with passion and attention.

Masters carefully oversee the work of their team, sharing the knowledge and techniques best suited to each task.

## DIAMANTATURA

## DIAMOND DRESSING



Con questo processo di finitura riusciamo a far «brillare» i nostri prodotti come un gioiello prezioso.

La lavorazione consente di ottenere purezza geometrica, planarità delle superfici e un'estrema luminosità; e, quindi si ottiene con l'utilizzo di un diamante naturale, considerato il minerale più duro ed abrasivo in natura.

Diamond dressing allows us to make our products shine like precious jewels.

The manufacturing process allows obtaining geometric purity, flat surfaces and extreme brightness. Diamond dressing is carried out by the use of a natural diamond, the hardest and most abrasive mineral in nature.

## CUSCINETTO

## BALL BEARING



Per le nostre maniglie abbiamo brevettato un innovativo cuscinetto a sfere in acciaio inox con fermo molla integrato e di uno spessore di soli 5 mm.

Grazie a questo nostro brevetto l'attrito meccanico viene eliminato consentendo una durata nel tempo ineguagliabile.

For our handles, we have patented an innovative stainless steel ball bearing with integrated spring stopper and a thickness of only 5 mm.

As a result, mechanical friction is totally eliminated, thus ensuring unmatched durability over time.



## MANIGLIE D'ARTE

Uniche sul mercato per la cura e la realizzazione nel rispetto di precisi canoni estetici.

## ASSORTIMENTO

Una collezione di maniglie che ripropone, con estrema cura dei particolari, maniglie di tutte le epoche dal 1630 ad oggi.

## FINITURE

Le nostre maniglie vengono ancora rifinite manualmente con la cura e la passione artigianale che contraddistinguono l'Eccellenza Italiana.

## MATERIE PRIME

Per le nostre maniglie - come per tutta la nostra produzione - vengono impiegate solo materie prime di elevata qualità.

## MISURE

Le misure sono espresse in millimetri. Le misure degli articoli indicate nel catalogo possono subire lievi modifiche di perfezionamento.

## 100% MADE IN ITALY

Tutti i prodotti Enrico Cassina, come tutta la produzione Officine Meccaniche Porro, sono garantiti come interamente concepiti e realizzati in Italia.

## ARTISTIC HANDLES

Unique on the market for the great attention to detail in compliance with particular aesthetic canons.

## RICH INVENTORY

A collection of handles that, with great attention to detail, reproduce handles of all art periods, stretching from 1630 to today.

## FINISHES

Our handles are decorated by hand with the great care and craftsmanship that embody Italian Excellence.

## RAW MATERIALS

For our handles, as well as for the rest of our production, we only use high-quality raw materials.

## MEASUREMENTS

All dimensions are in millimeters. Item's dimensions indicated in the price list could vary slightly according to the finished products' requirements.

## 100% MADE IN ITALY

Like the entire Officine Meccaniche Porro catalog, all Alfredo Porro accessories have been entirely designed and manufactured in Italy.



FINITURE A LISTINO

PRICE LIST FINISHING



Oro Non Verniciato  
Polished Brass Not Lacquered



Oro Lucido  
Polished Brass



Oro PVD  
Polished Brass PVD



Bagno Oro  
Gold Plated



Bagno Oro PVD  
Gold PVD



Oro Antico PVD  
Old Gold PVD



Oro Imperiale  
Imperial Gold



Oro Antico  
Old Gold



Bronzo Antico  
Antique Bronze



Bronzo Opaco  
Matt Bronze



Ottone Antico  
Ancient Brass



Nero Opaco  
Matt Black



Nickel Lucido  
Nickel Plated



Nickel Satinato  
Satin Nickel



Cromo Lucido  
Chrome Plated



Cromo Satinato  
Satin Chrome

FINITURE SPECIALI

SPECIAL FINISHING



Oro Satinato  
Satin Brass



Patined Steel



Oil Rubbed Bronze

## INEDITA

---



Oro Lucido

Polished Brass




Oro Satinato Opaco

Matt Satin Brass



Cromo Lucido

Chrome Plated




Cromo Satinato

Satin Chrome



Nero Opaco


Matt Black




Nero Lucido

Bright Black

Only for door handle AMAL



Powder Blue



Antique Pink




Sand



Sage Green



Apple Green



Indigo

Only for door handles GALA and DODO

## COLLEZIONE ZIGRINATA THE KNURLED COLLECTION

---



Oro Lucido

Polished Brass



Oro Satinato Opaco

Matt Satin Brass



Bronzo Opaco

Matt Bronze



Nero Opaco

Matt Black



Nickel Lucido

Nickel Plated




Nickel Satinato

Satin Nickel



Cromo Lucido

Chrome Plated



Cromo Satinato

Satin Chrome

## ROCOÇÒPOP

---



Pop Red



Pop Yellow



Pop Blue



Pop Purple



Pop Black



Pop White



Pop Matt Green



Pop Matt Blue



Pop Matt Black



Pop Matt White

## ÉLITE

---

### FINITURE A LISTINO

---

### PRICE LIST FINISHING

---



Oro Non Verniciato  
Polished Brass  
Not Lacquered



Oro Lucido  
Polished Brass



Bagno Oro  
Gold Plated



Bronzo Opaco  
Matt Bronze



Ottone Antico  
Ancient Brass

### FINITURE SPECIALI

---

### SPECIAL FINISHING

---



Oil Rubbed Bronze

**I COLORI DELLE FINITURE SONO INDICATIVI**

Alcune finiture vengono eseguite manualmente e pertanto possono presentare variazioni di tonalità e sfumatura creando doti di unicità e bellezza del prodotto.

**THE COLOURS OF THE FINISHES ARE INDICATIVE**

Some of the finishes are performed manually therefore variations in colour tone and shading may occur giving beauty and uniqueness to the product.

Credits

Progetto grafico / Graphic design  
Adf&R S.r.l. Milano

Impaginazione / Layout  
Adf&R S.r.l. Milano  
OMP PORRO S.r.l.

Stampa / Printing  
Arti Grafiche Meroni S.r.l.

Foto / Pictures  
- I.K.B.  
- Mimmo Capurso

# ENRICOCASSINA

MANUFACTURED BY OFFICINE MECCANICHE PORRO



**OMP PORRO S.r.l**

22060 Cucciago (CO) ITALY - via Stazione, 8/a  
tel. +39 031.787100 r.a. - fax +39 031.787575

[info@omporro.eu](mailto:info@omporro.eu)  
[enricocassina.it](http://enricocassina.it)